

# And Then There Were None - Agatha Christie

You have read the book before hand and will have 5 weeks to complete the followings.

You may use your time in class as you wish but in the end, **you will need to complete a file about the Indian Island Investigation. All the following elements will need to be handed, some will be given before hand.**

You may work in pairs for some of the work but everything in the end will need to be personal.

Beware to hand in on time whatever work will be graded before hand. The following items will need to figure in the finale case :

- 1) **Map of the island** : choose a map among the given ones, ask for it to be printed or print it out. don't forget to make it as realistic and colorful as possible
- 2) **Agatha Christie, a biography** : as an officer, you decided to have famous writer Agatha Christie as an investigator. You will need to either hand in your interview letter or your sollicitation letter (**cf barème**)
- 3) **police file** : fill in a file for each character X 10
- 4) **paper clip x2** : complete the model given, choose 2 different character. One will need to be handed to be graded before hand (**cf barème**)
- 5) **letters sent by Owen x2** : write the letter Owen has sent to 2 people. One will need to be handed to be graded before hand. (**cf barème**)
- 6) **playlist (illustration disque) + raison** => what songs may Owen have chosen to make his guests uncomfortable ? Choose 4 other characters to single out.
- 7) **evidence log** : fill in the evidence log, you may illustrate it in whatever manner you wish : photo, object, drawing....
- 8) **Diary extract x 2** : choose the last two characters and write and extract of their diary. One will need to be handed to be graded before hand. (**cf barème**)
- 9) **poem** : Write and illustrate the poem
- 10) **Final report** : write the conclusion of the case

DOSSIER AGATHA CHRISTIE → B2			
Attentes :	Qualité du travail	Richesse de la langue: grammaire et syntaxe	Richesse de la langue: lexicque
L'ensembles des éléments sont présents 11) Map of the island 12) letter to Agatha 13) police file 14) paper clip x2 15) letters sent by Owen x2 16) evidence log	Le rapport final conclue l'histoire/ apporte une raison à la clôture du dossier	Il m'arrive de faire quelques fautes qui « écorchent les yeux", j'utilise un peu trop souvent les mêmes structures grammaticales, je sais me servir des modaux et j'essaie de complexifier mes phrases  3	Mon vocabulaire est assez élargi pour m'exprimer, je n'ai pas toujours remobilisé du vocabulaire, il m'arrive de me répéter  3 B1-> B2

17) Diary extract x 2 18) poem 19) Final report  4.5	2	B1-> B2	
La présentation du dossier était travaillée  2	La conclusion permet de montrer l'intérêt de l'histoire  1.5	Mes phrases sont assez simples, je fais des erreurs mais je sais aussi me faire comprendre. J'utilise un peu trop souvent les mêmes structures de phrases  2 B1	Il me manque du vocabulaire pour être fluide, je me répète parfois, je n'ai utilisé que très peu le vocabulaire vu en classe  2 B1
La playlist étaient cohérente, illustrée et expliquée  3	La présentation des éléments du dossier montrent que la lecture du livre était maîtrisée  1	C'est parfois difficile de me comprendre, ou mon anglais est un peu trop basique, je ne maîtrise peu de structures grammaticales  1 A2 -> B1	J'ai un vocabulaire limité, je me répète souvent, je ne sais pas toujours quoi écrire ou comment l'écrire  1 A2 -> B1

1- [Chapter I](#) → characters : introduction :

[Chapter II](#) Diary : letters from Owen (extract x 2) :

[Chapters III-IV](#) → paper clip concerning the people (x2) : Some protagonists have done

[Chapters V-VI](#) → letters sent by Owen (x2)

[Chapters VII-VIII](#) → playliste préparée par M. OWEN => 5 chansons MP3 + raisons → evidence log

[Chapters IX-X](#) → evidence log

[Chapters XI-XII](#) → evidence log

Chapters XIII–XIV → Diary : écriture de 2 extraits de journaux intimes (même personnages => par rapport à la mort

Chapters XV–XVI → poem + illustration

Epilogue → rapport final du commissaire

elements :

20) plan de l'île cf doc ci dessous (10 modèles)

21) agatha Christie / biography : doc à trouver

22) police file x 10 (cf doc ci dessous)

23) paper clip x2

24) letters sent by Owen x2

25) playlist (illustration disque) + raison x5

26) evidence log (complete)

27) Diary x 2

28) poem

29) rapport final



## Crime Scene Investigation Report

Case number: \_\_\_\_\_ Date: \_\_\_\_\_

Reporting officer's name: \_\_\_\_\_

What was the crime? \_\_\_\_\_

What clues have been left? \_\_\_\_\_

\_\_\_\_\_

Information about the victim: \_\_\_\_\_

\_\_\_\_\_

Who could have committed the crime? \_\_\_\_\_

Why did they do it? \_\_\_\_\_

What are the comments from witnesses? \_\_\_\_\_

\_\_\_\_\_

\_\_\_\_\_

How can we catch the criminal? \_\_\_\_\_

\_\_\_\_\_













# OFFICIAL POLICE REPORT

Notes for the Reporting Officer: After exploring the scene of the crime and before speaking with Goldilocks, give complete details of what happened to aide in the investigation.

Who was involved? \_\_\_\_\_

What happened? \_\_\_\_\_

Where did the incident occur? \_\_\_\_\_

When did the incident happen? \_\_\_\_\_

Why do you think the accused did this? \_\_\_\_\_

How should he/she be punished? \_\_\_\_\_

# POLICE REPORT

Case No: \_\_\_\_\_

Date: \_\_\_\_\_

Officer: \_\_\_\_\_

Prepared By: \_\_\_\_\_

Incident:

---

---

---

---

---

---

Detail of Event:

---

---

---

---

---

---

---

---

Action Taken:

---

---

---

---

---

---

---

---

# Incident Report Template

REPORTED BY: \_\_\_\_\_ DATE OF REPORT: \_\_\_\_\_

TITLE / ROLE: \_\_\_\_\_ INCIDENT NO.: \_\_\_\_\_

## INCIDENT INFORMATION

INCIDENT TYPE: \_\_\_\_\_ DATE OF INCIDENT: \_\_\_\_\_

LOCATION: \_\_\_\_\_

CITY: \_\_\_\_\_ STATE: \_\_\_\_\_ ZIP CODE: \_\_\_\_\_

SPECIFIC AREA OF LOCATION (if applicable): \_\_\_\_\_

## INCIDENT DESCRIPTION

## NAME / ROLE / CONTACT OF PARTIES INVOLVED

1. \_\_\_\_\_

2. \_\_\_\_\_

3. \_\_\_\_\_

## NAME / ROLE / CONTACT OF WITNESSES

1. \_\_\_\_\_

2. \_\_\_\_\_

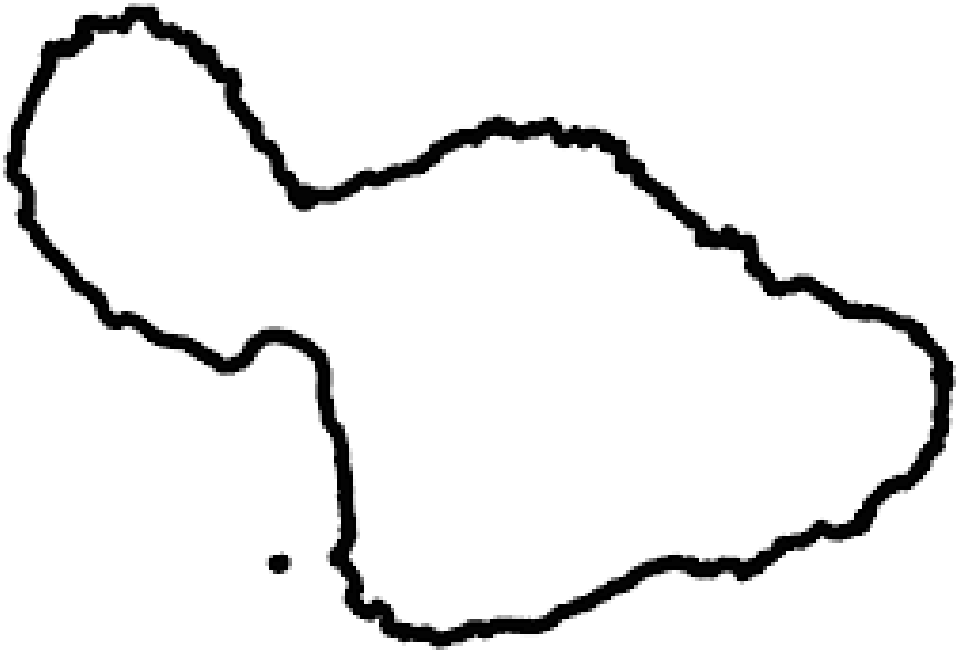
3. \_\_\_\_\_

POLICE REPORT FILED? \_\_\_\_\_ PRECINCT: \_\_\_\_\_

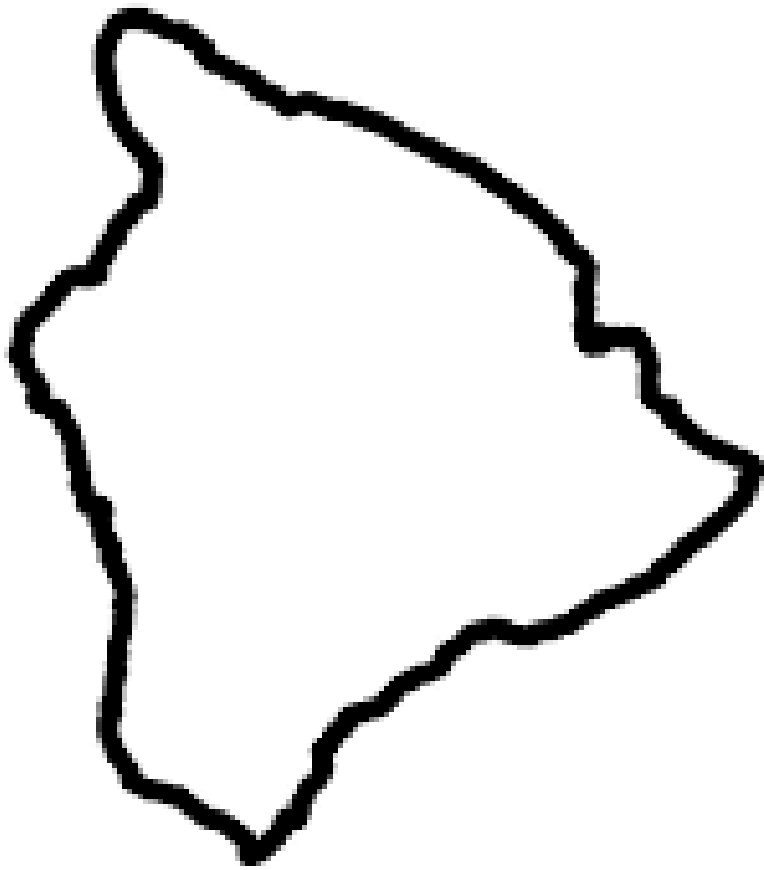
REPORTING OFFICER: \_\_\_\_\_ PHONE: \_\_\_\_\_

## FOLLOW-UP ACTION

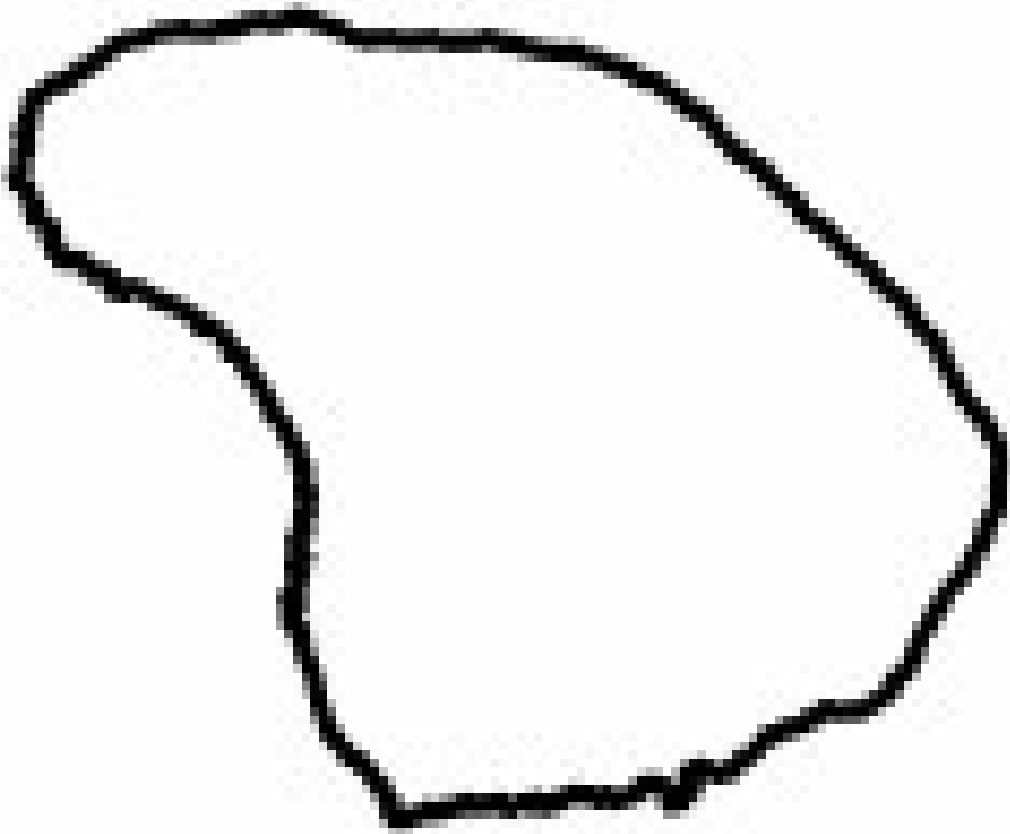
SUPERVISOR NAME: \_\_\_\_\_ SUPERVISOR SIGNATURE: \_\_\_\_\_ DATE: \_\_\_\_\_




1



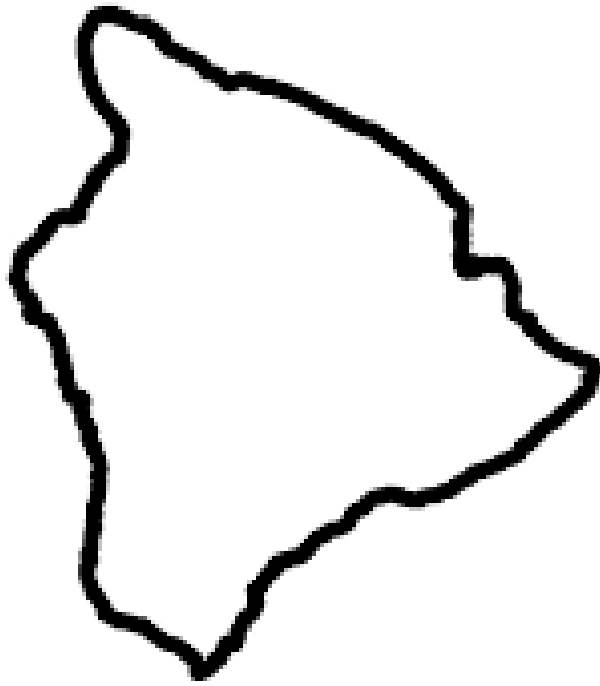
2



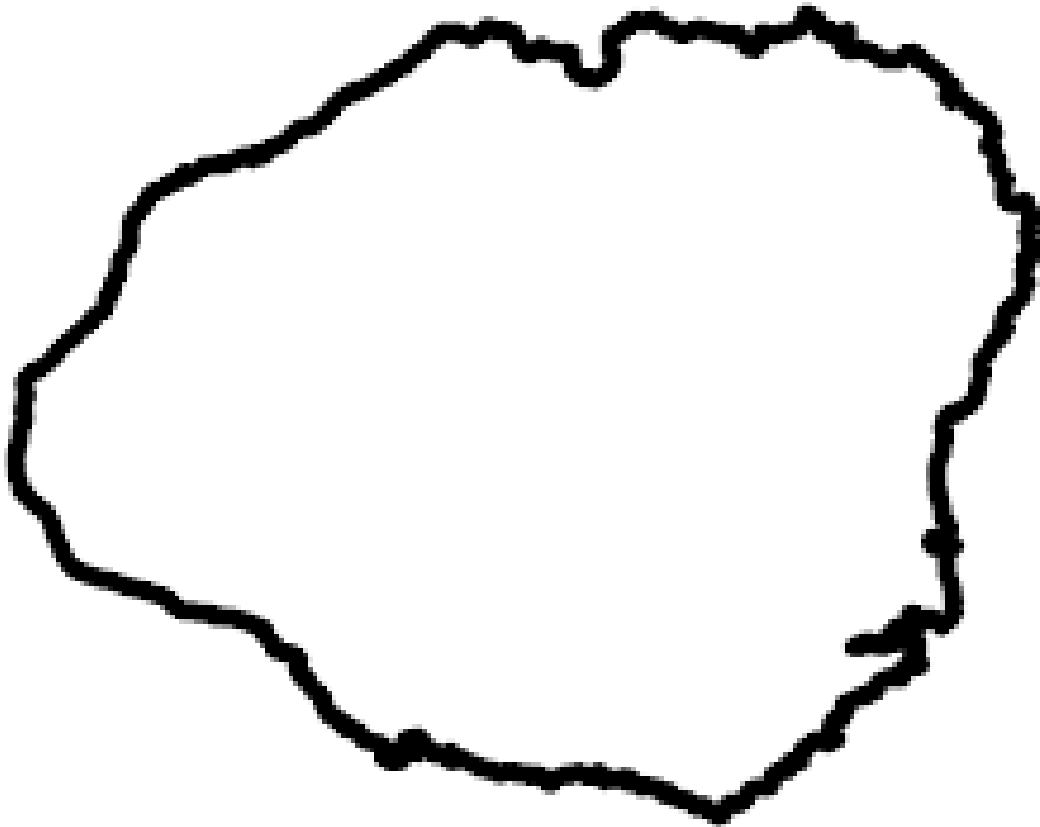
3




4



5



6



7



8

---

# EVIDENCE

TO BE OPENED BY AUTHORIZED AGENTS ONLY  
DO NOT USE THIS BAG WITH EVIDENCE THAT IS WET OR DAMP

Submitting Agent: \_\_\_\_\_

Case #: \_\_\_\_\_ Item #: \_\_\_\_\_

Description of Enclosed Evidence: \_\_\_\_\_

Description of Offense: \_\_\_\_\_

Victim's Full Name: \_\_\_\_\_

(PRINT NAME)

Suspect's Full Name: \_\_\_\_\_

(PRINT NAME)

Evidence Recovered By: \_\_\_\_\_

(PRINT NAME)

Evidence Bag Sealed By: \_\_\_\_\_

(PRINT NAME)

\_\_\_\_\_  
(SIGNATURE)

Date Sealed: \_\_\_\_\_ Time Sealed: \_\_\_\_\_ AM PM

Phone #: \_\_\_\_\_ Cell #: \_\_\_\_\_ Fax #: \_\_\_\_\_

## CHAIN OF CUSTODY

FROM	TO	DATE

### FOR AGENCY D3 LAB ONLY

CONDITION OF EVIDENCE BAG UPON RECEIPT: SEALED OTHER \_\_\_\_\_

D3 LAB CASE #: \_\_\_\_\_ RECEIVED BY: \_\_\_\_\_

OPENED BY: \_\_\_\_\_ DATE: \_\_\_\_\_

NOTES: \_\_\_\_\_

---

2-

<p style="text-align: center;"><b>EVIDENCE</b></p> <p>DATE COLLECTED: _____</p> <p>TIME COLLECTED: _____</p> <p>ITEM #: _____</p> <p>CASE #: _____</p> <p>COLLECTED BY: _____</p> <p>DESCRIPTION OF EVIDENCE: _____</p> <p>_____</p> <p>_____</p> <p>LOCATION WHERE COLLECTED: _____</p> <p>_____</p> <p>_____</p>
--

3-

<p style="text-align: center;"><b>EVIDENCE</b></p> <p>Agency _____</p> <p>Collected By _____</p> <p>Item # _____ Case # _____</p> <p>Date _____ Time _____</p> <p>Description _____</p> <p>_____</p> <p>Location _____</p> <p>_____</p> <p>Remarks _____</p> <p>_____</p>
---

4-

# CRIME SCENE SECURITY LOG

ASSIGNED SCENE  
SECURITY OFFICER \_\_\_\_\_ DATE \_\_\_\_\_

POLICE DEPT \_\_\_\_\_ FILE NUMBER \_\_\_\_\_

CRIME SCENE LOCATION \_\_\_\_\_

Name & Rank	Initials	Date/Time In	Date/Time Out	Duties on Crime Scene	Contamination Caused

5-

# EVIDENCE

TO BE OPENED BY AUTHORIZED AGENTS ONLY  
DO NOT USE THIS BAG WITH EVIDENCE THAT IS WET OR DAMP

Submitting Agent: \_\_\_\_\_

Case #: \_\_\_\_\_ Item #: \_\_\_\_\_

Description of Enclosed Evidence: \_\_\_\_\_

Description of Offense: \_\_\_\_\_

Victim's Full Name: \_\_\_\_\_

(PRINT NAME)

Suspect's Full Name: \_\_\_\_\_

(PRINT NAME)

Evidence Recovered By: \_\_\_\_\_

(PRINT NAME)

Evidence Bag Sealed By: \_\_\_\_\_

(PRINT NAME)

(SIGNATURE)

Date Sealed: \_\_\_\_\_ Time Sealed: \_\_\_\_\_ AM PM

Phone #: \_\_\_\_\_ Cell #: \_\_\_\_\_ Fax #: \_\_\_\_\_

### CHAIN OF CUSTODY

FROM	TO	DATE

### FOR AGENCY D3 LAB ONLY

CONDITION OF EVIDENCE BAG UPON RECEIPT: SEALED OTHER \_\_\_\_\_

D3 LAB CASE #: \_\_\_\_\_ RECEIVED BY: \_\_\_\_\_

OPENED BY: \_\_\_\_\_ DATE: \_\_\_\_\_

NOTES: \_\_\_\_\_

### **Barème AGATHA CHRISTIE – Paper clip**

Présentation précise d'un personnage donné	1 pt
Style journalistique	1 pt
Faits relatés précis	2 pt
Intéressant à lire / suspens	1 pt
200 mots	1 pt
Présentation respectée	1 pt
Anglais (syntaxe)	4 pt
Anglais (richesse)	4 pt
<b>TOTAL</b>	<b>/15 pts</b>

### **Barème AGATHA CHRISTIE – Letters**

Lettre adressée à un personnage spécifique	1 pt
Respect de l'histoire	1 pt
Éléments nouveaux	2 pt
Intéressant à lire	1 pt
200 mots	1 pt
Anglais (syntaxe)	4 pt
Anglais (richesse)	4 pt
<b>TOTAL :</b>	<b>/14 pts</b>

### **Barème AGATHA CHRISTIE – diary**

Format journal intime respecté	1 pt
Respect de l'histoire	1 pt
Éléments nouveaux	2 pt
Intéressant à lire	1 pt
200 mots	1 pt
Anglais (syntaxe)	4 pt
Anglais (richesse)	4 pt
<b>TOTAL :</b>	<b>/14 pts</b>

### **Barème AGATHA CHRISTIE – letter**

Format lettre respecté	0.5 pt
Présentation narrateur	0.5 pt
Explications sur les raisons de solliciter l'autrice	2 pt
... Intéressantes, cohérentes	1 pt
Éléments biographiques sur l'autrice	2 pt
Introduits avec habileté	1 pt
200 mots	1 pt
Anglais (syntaxe)	4 pt
Anglais (richesse)	4 pt
<b>TOTAL :</b>	<b>/16 pt</b>