









Reading Circle

STORY: _____ by _____

ROLES	GROUP 1	GROUP 2	GROUP 3	GROUP 4	GROUP 5	GROUP 6
	NAMES	NAMES	NAMES	NAMES	NAMES	NAMES
 Discussion Leader						
 Summary Builder						
 Connector						
 Word Master						
 Investigator						
 Quiz Master						

STORY: _____ by _____

NAME : _____ Group members: _____

JOB DESCRIPTION. Your job is to ...

- locate a few special selections of the text that your group would like to hear about. The idea is to help people remember some *interesting, powerful, funny, puzzling or important* language in the text.
- You may focus on words/expressions that are repeated, used in an unusual way, or are key to the meaning of text. You decide which expressions or words are worth remembering, and then decide how they should be shared. You can read passages, in which they appear, aloud yourself, ask someone else to read then, or have people read them silently and then discuss.


A LITTLE HELP. Your words or expressions do not have to be new or unknown words. Just look out for words or expressions that really stand out in the story.

My Words

	Meaning	Reasons for choosing this word or expression
1- _____ § _____ p _____ lines _____		
2- _____ § _____ p _____ lines _____		
3- _____ § _____ p _____ lines _____		
4- _____ § _____ p _____ lines _____		
5- _____ § _____ p _____ lines _____		
(- _____ § _____ p _____ lines _____		

Reading circle

Quiz Master



STORY: _____ by _____

NAME : _____ Group members: _____

JOB DESCRIPTION. Read the story at least twice and make notes about characters, events and ideas. Then write a quiz of 5 questions for your group to check if they have understood the text.

REMEMBER. Choose your questions so, that it should be possible to make a summary of the story with the answers to your quiz. Don't forget to write the answers so that that you can check your friends'.

MY QUIZ

1- _____

answer p _____ / line _____

2- _____

answer p _____ / line _____

3- _____

answer p _____ / line _____

4- _____

answer p _____ / line _____

5- _____

Reading circle

Discussion Leader



STORY: _____ by _____

NAME : _____ Group members: _____

answer p _____ / line _____ **JOB**

DESCRIPTION. Your job is to start the reading circle discussion and make sure everybody shares their findings. **Then** the group will engage into a healthy discussion on the basis of the questions you have prepared. It is okay not to finish as long as the discussion is going on. Your task is to **facilitate discussion** on the text and to **solicit reactions from the group's members.**

A LITTLE HELP. Often the best discussion questions come from your own thoughts, feelings, and concerns as you read. Here are some general discussion questions that you can use:

- Sample Questions:** Was there anything confusing in the reading?
 What was going through your mind while you read this?
 How did you feel when reading this story?
 Did anything surprise you in the reading?
 Did you identify with one of the characters?

POSSIBLE QUESTIONS to discuss FOR TODAY (Introduce after each person in the group has presented)

1. _____
2. _____
3. _____
4. _____
5. _____
6. _____
7. _____
8. _____