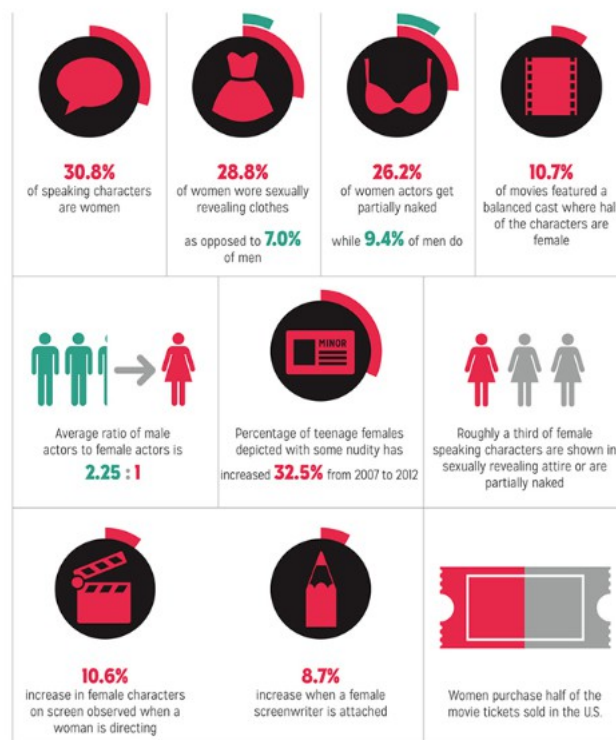


*includes directors, writers, executive producers, producers, editors, and cinematographers

DOC A – Female rate in cinematographic industry

HOW WOMEN ARE PORTRAYED ON SCREEN IN THE TOP 500 FILMS

2007-2012



DOC B : how women are portrayed on screen in the top 500 Films from 2007 to 2012

Number of Women in the Film Industry Rises Slowly



Percentage of women employed in major behind-the-scenes roles* in the 250 highest-grossing U.S. films



Females in major behind-the-scenes roles (2021)



* those listed below

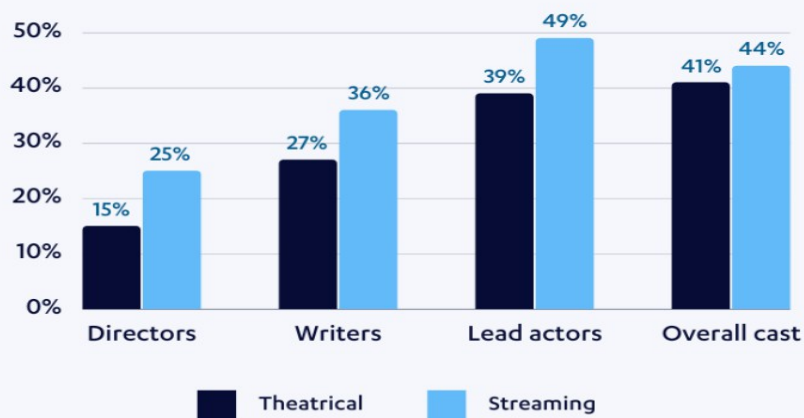
Source: Celluloid Ceiling Study by San Diego State University



statista

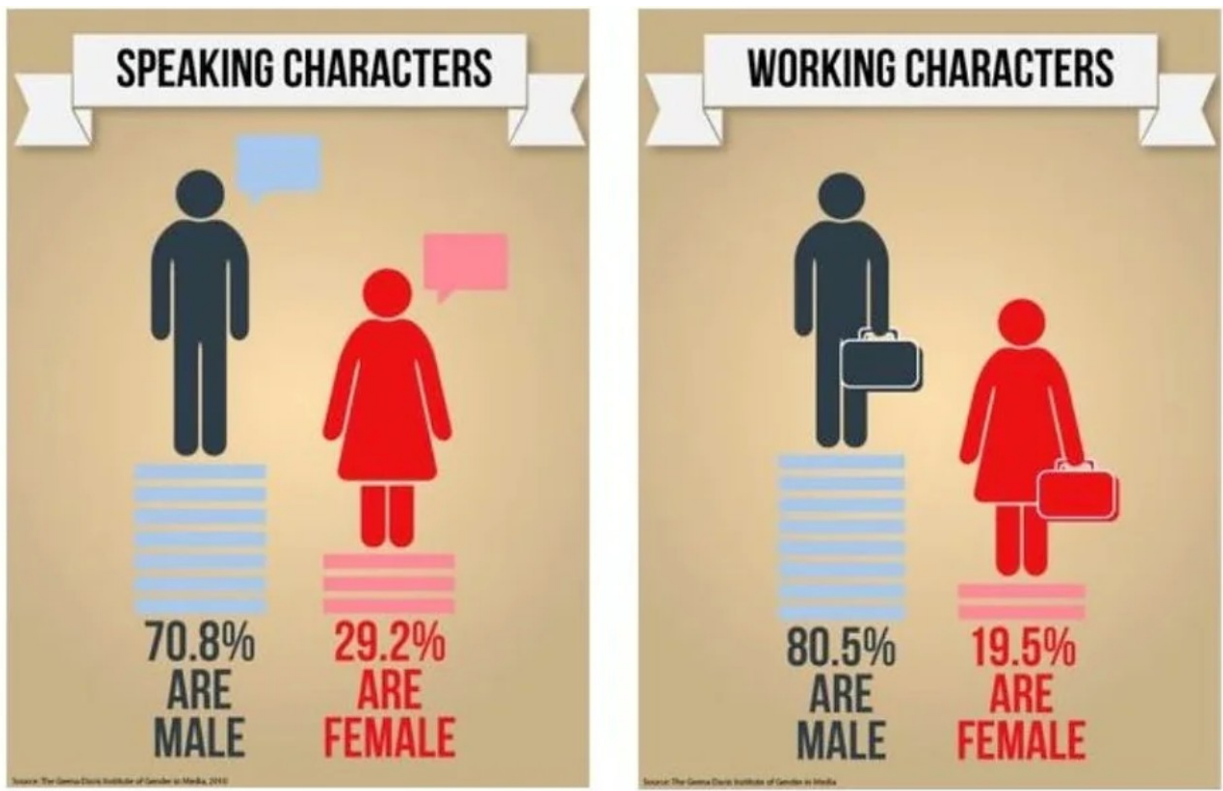
Doc C- Number of Women in the film industry rises slowly (2021)

UCLA HOLLYWOOD DIVERSITY REPORT Share of jobs for women in 2022 films



UCLA Entertainment & Media Research Initiative

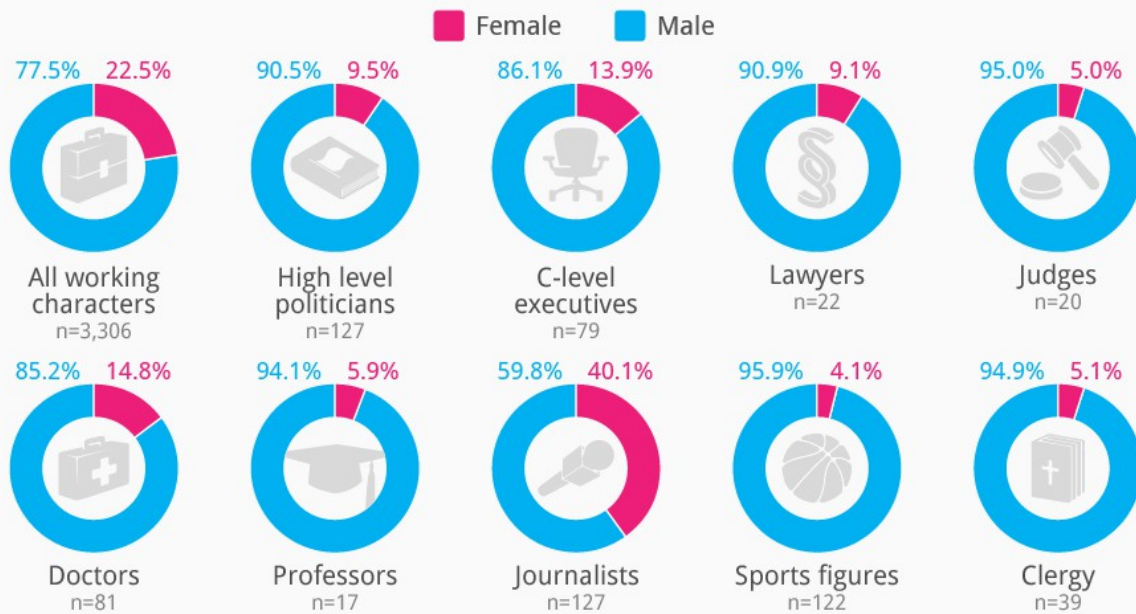
Doc D- Share of jobs for women in 2022 films



Doc E: Speaking characters and working characters, Forbes, 2022

Women Are Vastly Underrepresented in On-Screen Workforce

Workforce gender ratio as displayed in popular films (2010-2013), by occupation*



* Based on a sample of 5,799 speaking or named characters in 120 popular films across the 11 most profitable movie markets worldwide

Source: Geena Davis Institute on Gender in Media

Mashable statista

Doc F: Women are vastly underrepresented in On-Screen Workforce (2010-2013)