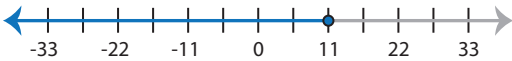
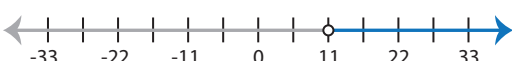

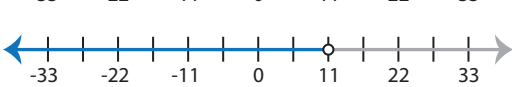


Identifying Graphs

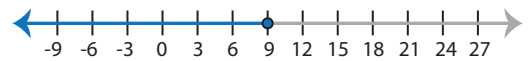
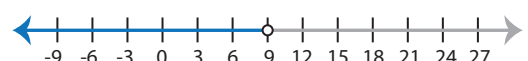
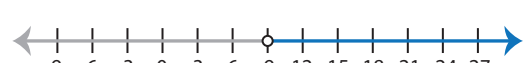
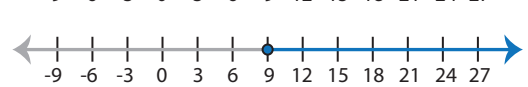
ES2

Choose the correct graph that best describes the solution for each inequality.




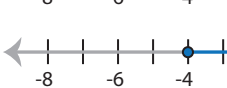
1) $\frac{8x - 4}{7} > 12$

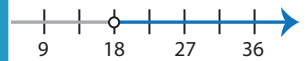


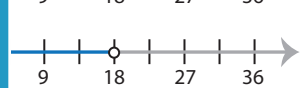
- a) 
- b) 
- c) 
- d) 

2) $\frac{7x}{3} + 2x \geq 39$

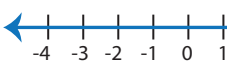


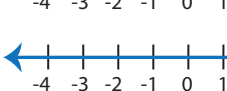
- a) 
- b) 
- c) 
- d) 

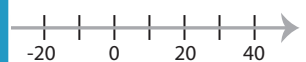
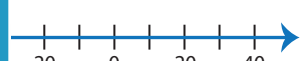

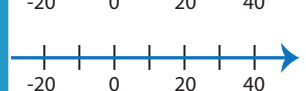
3) $5(3x + 16) < 20$

- a) 
- b) 
- c) 
- d) 

- 
- 
- 
- 

5) $4(5x - 7) < 32$

- a) 
- b) 
- c) 
- d) 

- 
- 
- 
- 

PREVIEW

Access the largest collection of
worksheets for just **\$19.95** per year!

Members, please
log in to
download this
worksheet.

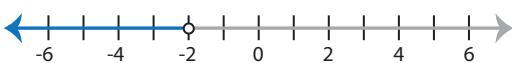


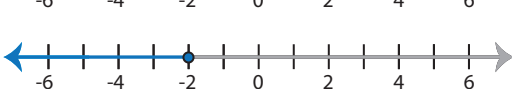
Log in

Not a member?
Please sign up to
gain complete
access.

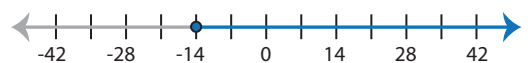
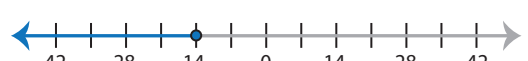

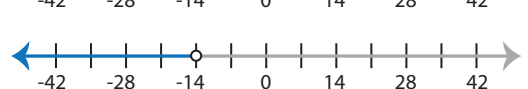
Sign up

www.mathworksheets4kids.com

7) $\frac{6x + 28}{2} \geq 8$

- a) 
- b) 
- c) 
- d) 

8) $\frac{12x}{7} - 3x > 18$

- a) 
- b) 
- c) 
- d) 

Identifying Graphs

ES2

Choose the correct graph that best describes the solution for each inequality.

1) $\frac{8x - 4}{7} > 12$

- a)
- b)
- c)
- d)

2) $\frac{7x}{3} + 2x \geq 39$

- a)
- b)
- c)
- d)

3) $5(3x + 16) < 20$

- a)
- b)
- c)
- d)

-
-
-
-

5) $4(5x - 7) < 32$

- a)
- b)
- c)
- d)

-
-
-
-

PREVIEW

Access the largest collection of
worksheets for just **\$19.95** per year!

Members, please
log in to
download this
worksheet.

Log in

Not a member?
Please sign up to
gain complete
access.

Sign up

www.mathworksheets4kids.com

7) $\frac{6x + 28}{2} \geq 8$

- a)
- b)
- c)
- d)

8) $\frac{12x}{7} - 3x > 18$

- a)
- b)
- c)
- d)