

Name : \_\_\_\_\_

Score : \_\_\_\_\_

Teacher : \_\_\_\_\_

Date : \_\_\_\_\_

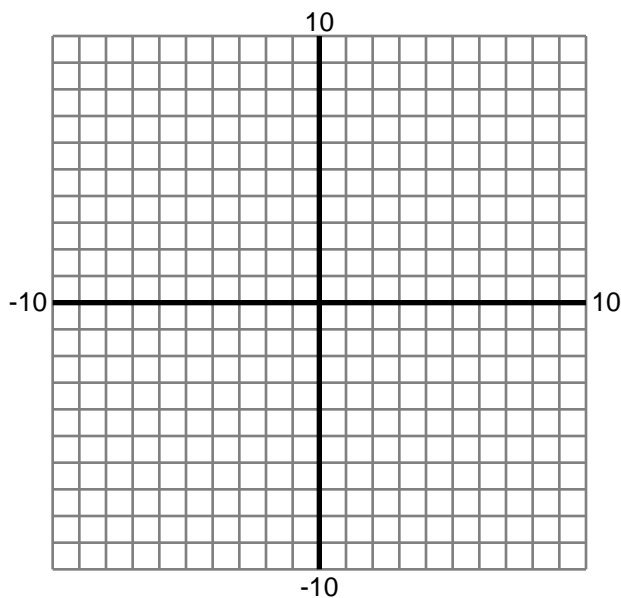
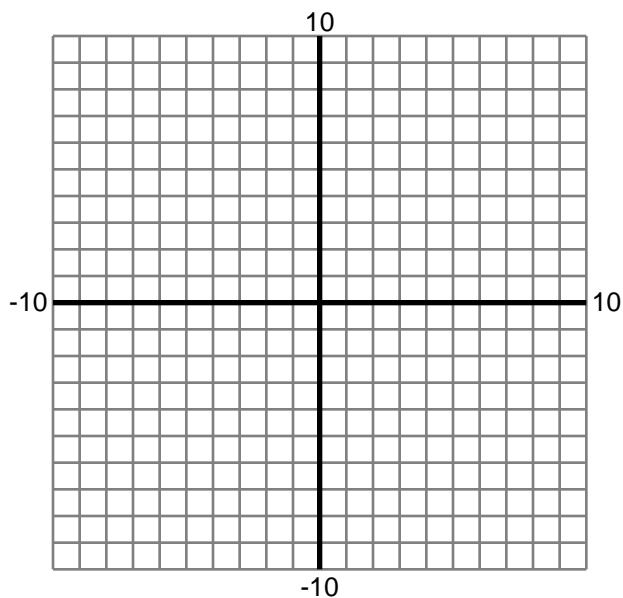
## Area Under a Curve

Graph the function and shade the area under the curve on the given interval.

Find the area, rounded to two decimals.

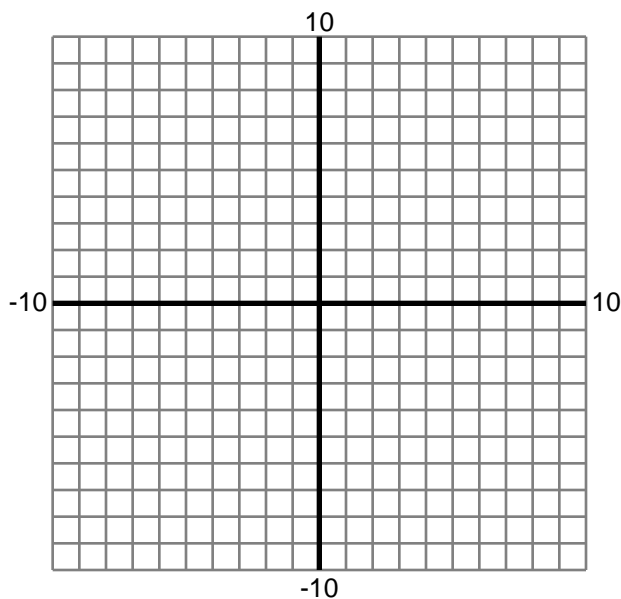
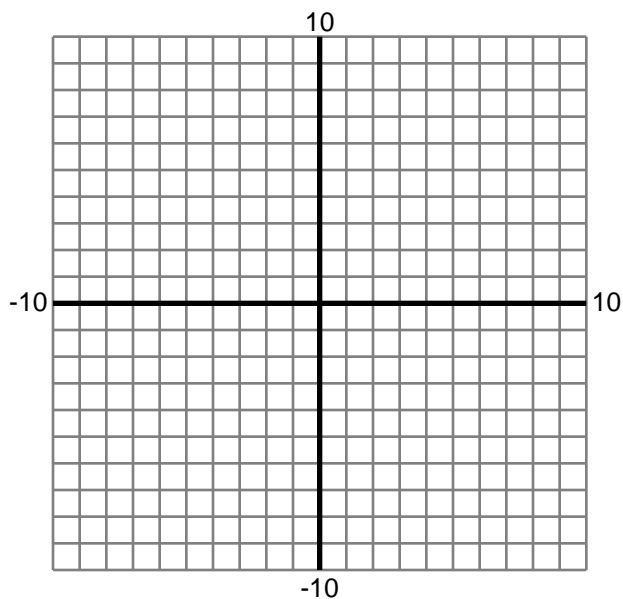
1)  $y = -x + 2$  ;  $[-7, 9]$

2)  $y = \frac{1}{3}x + 1$  ;  $[-7, 6]$



3)  $y = x + 5$  ;  $[-8, 4]$

4)  $y = -2x + 14$  ;  $[3, 5]$



Name : \_\_\_\_\_

Score : \_\_\_\_\_

Teacher : \_\_\_\_\_

Date : \_\_\_\_\_

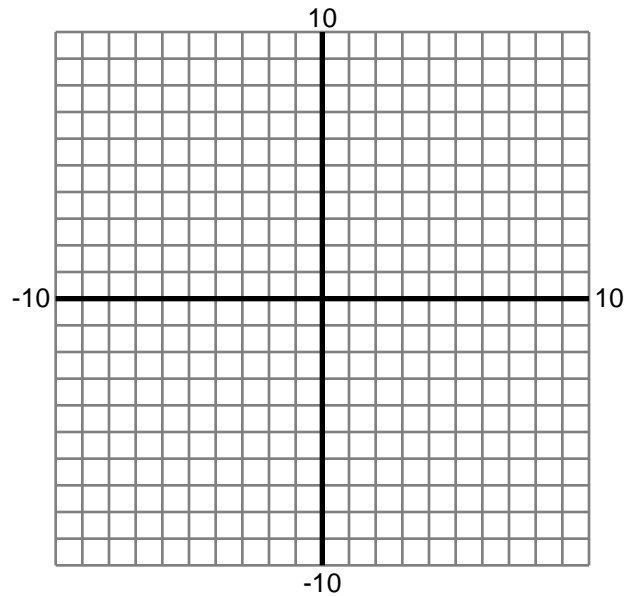
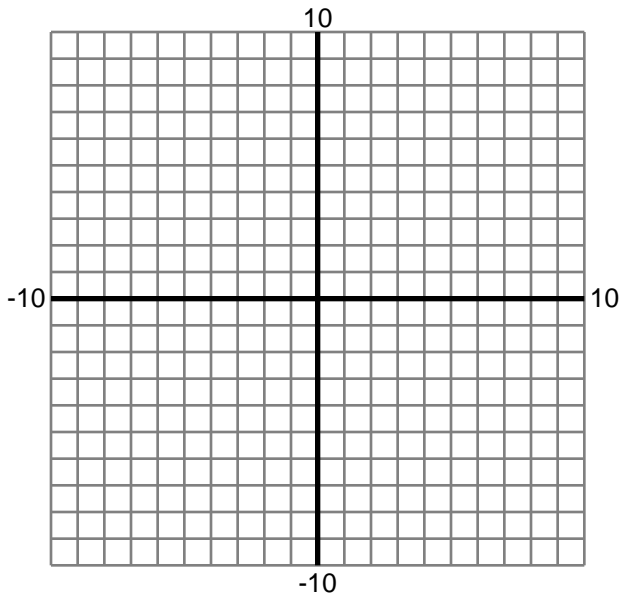
## Area Under a Curve

Graph the function and shade the area under the curve on the given interval.

Find the area, rounded to two decimals.

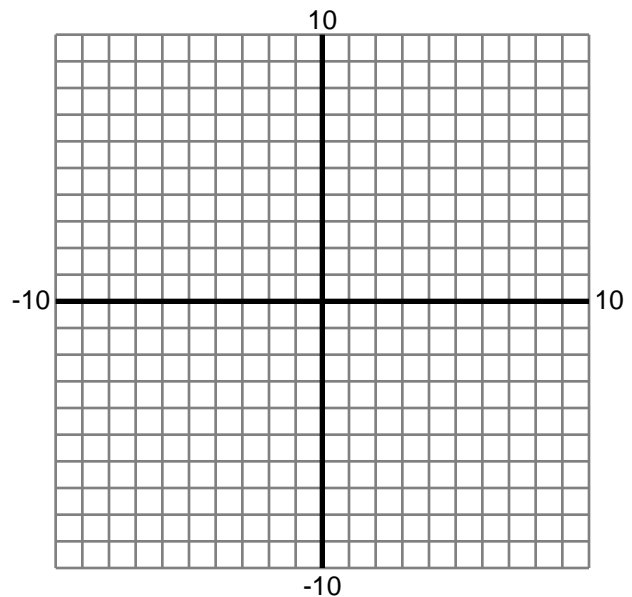
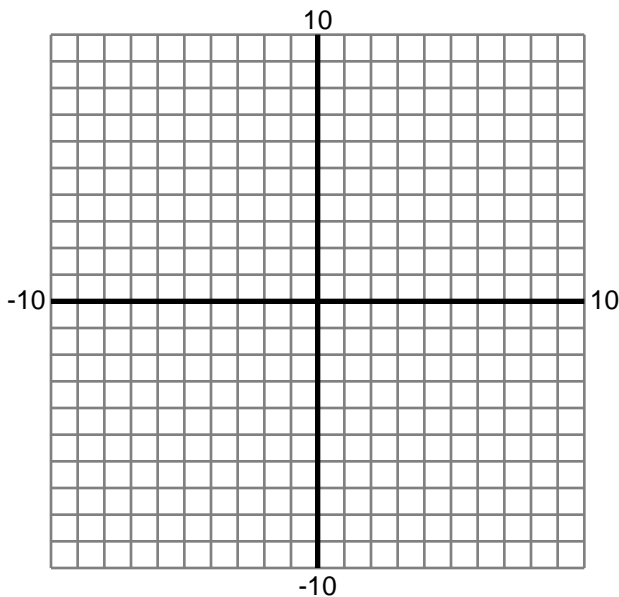
5)  $y = \frac{1}{4}x - 1$  ;  $[-9, 5]$

6)  $y = -\frac{1}{3}x - \frac{4}{3}$  ;  $[-8, 8]$



7)  $y = \frac{1}{2}x + \frac{1}{2}$  ;  $[-5, 6]$

8)  $y = \frac{1}{4}x - \frac{5}{4}$  ;  $[-5, 7]$



Name : \_\_\_\_\_

Score : \_\_\_\_\_

Teacher : \_\_\_\_\_

Date : \_\_\_\_\_

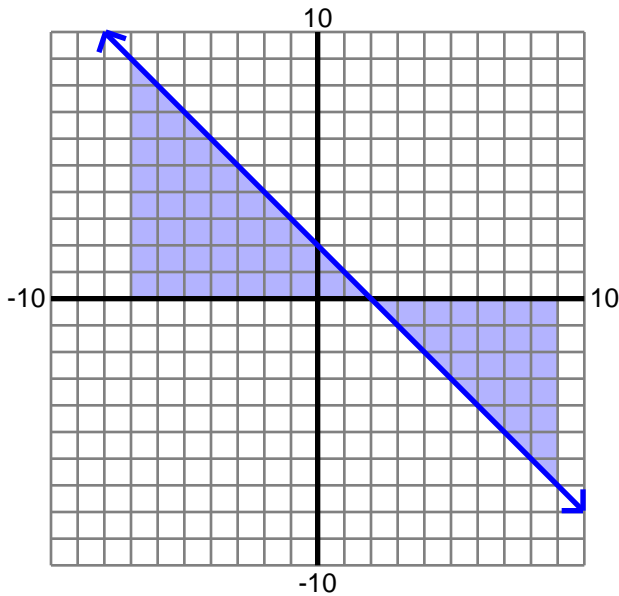
## Area Under a Curve

Graph the function and shade the area under the curve on the given interval.

Find the area, rounded to two decimals.

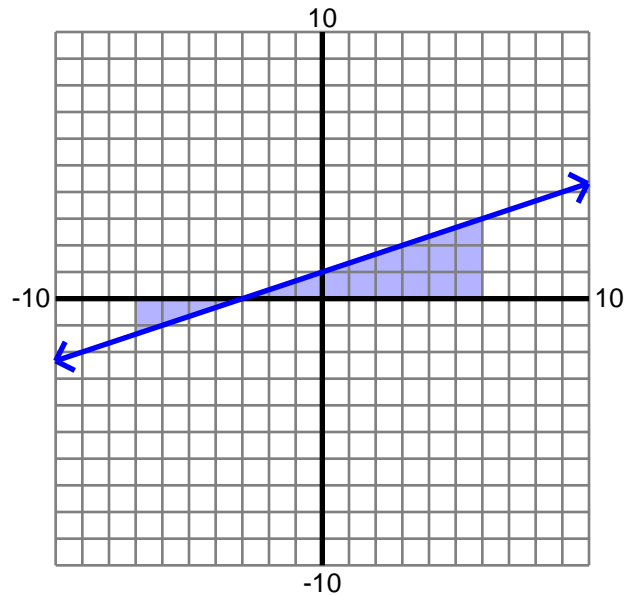
1)  $y = -x + 2$  ;  $[-7, 9]$

16



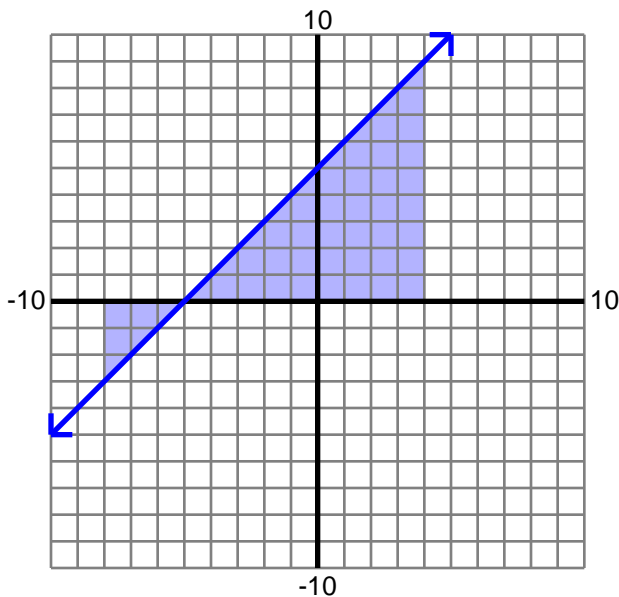
2)  $y = \frac{1}{3}x + 1$  ;  $[-7, 6]$

10.83



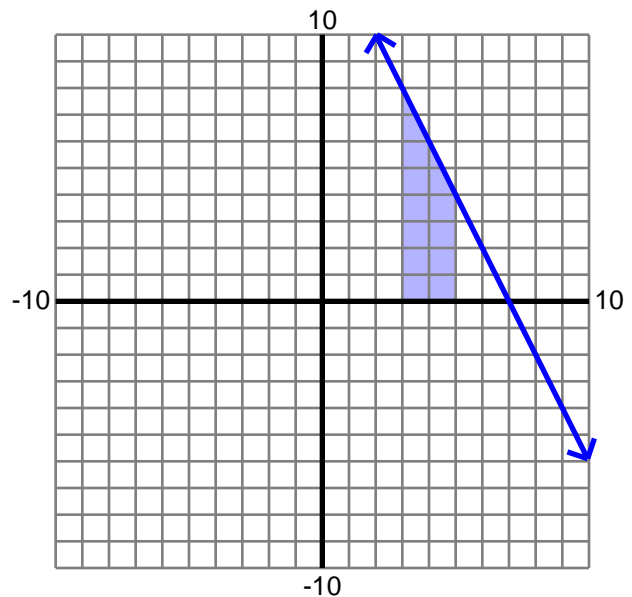
3)  $y = x + 5$  ;  $[-8, 4]$

36



4)  $y = -2x + 14$  ;  $[3, 5]$

12



Name : \_\_\_\_\_

Score : \_\_\_\_\_

Teacher : \_\_\_\_\_

Date : \_\_\_\_\_

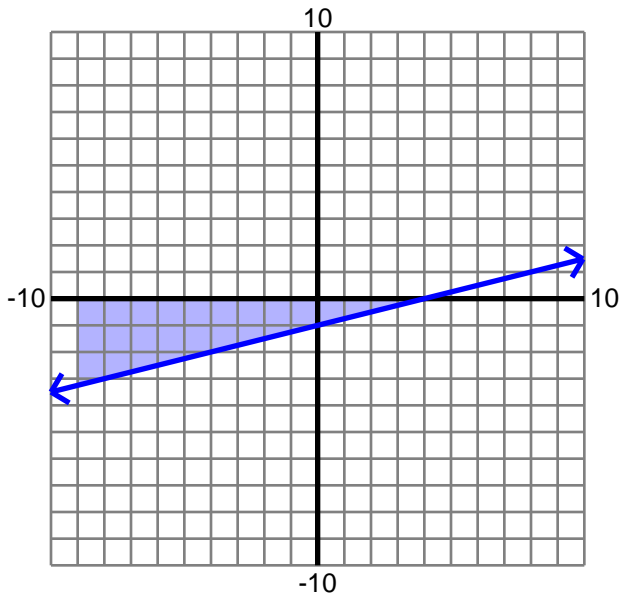
## Area Under a Curve

Graph the function and shade the area under the curve on the given interval.

Find the area, rounded to two decimals.

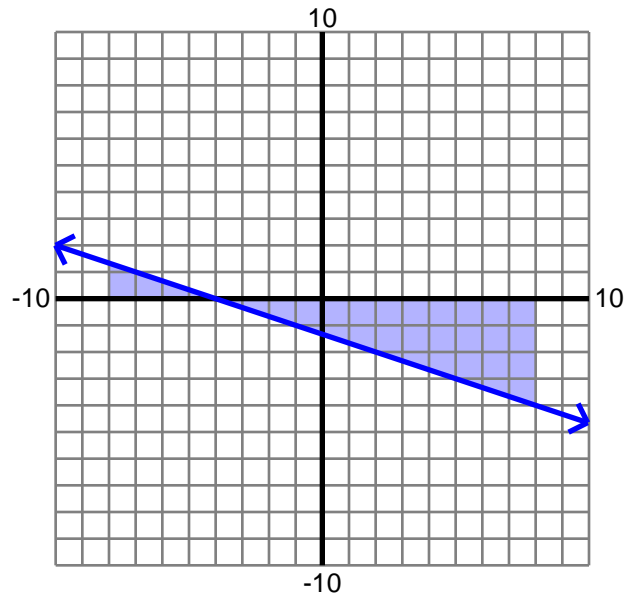
5)  $y = \frac{1}{4}x - 1$  ;  $[-9, 5]$

-21



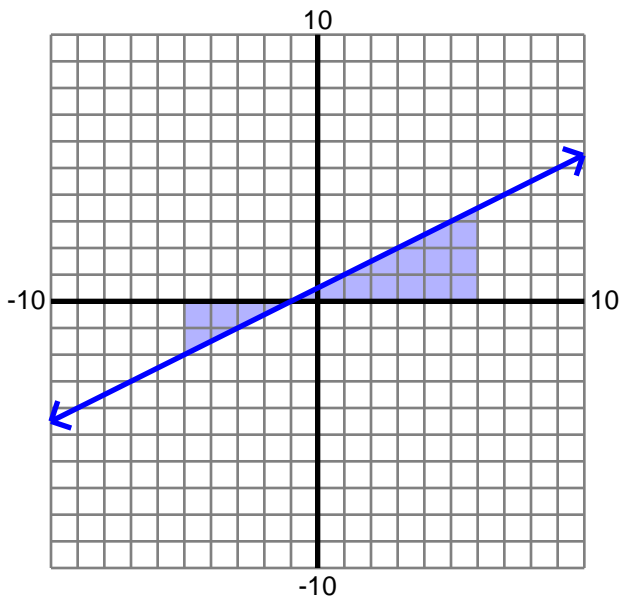
6)  $y = -\frac{1}{3}x - \frac{4}{3}$  ;  $[-8, 8]$

-21.33



7)  $y = \frac{1}{2}x + \frac{1}{2}$  ;  $[-5, 6]$

8.25



8)  $y = \frac{1}{4}x - \frac{5}{4}$  ;  $[-5, 7]$

-12

