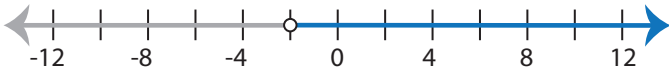


Identifying Inequalities

MS3

Choose the correct inequality that best describes each graph.

1)



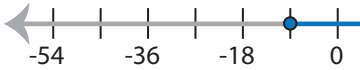
- a) $3(6x+8) \leq -12$ b) $-12 > 3(6x+8)$
 c) $-12 < 3(6x+8)$ d) $3(6x+8) \geq -12$

2)



- a) $\frac{13x}{5} - x \geq 16$ b) $16 < x - \frac{13x}{5}$
 c) $16 > x - \frac{13x}{5}$ d) $\frac{13x}{5} - x \leq 16$

3)



- a) $24 \geq \frac{2}{3}(x+45)$
 c) $\frac{2}{3}(x+45) > 24$

PREVIEW

Access the largest collection of
worksheets for just **\$19.95** per year!

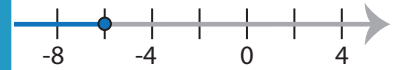
Members, please
log in to
download this
worksheet.

Log in

Not a member?
Please sign up to
gain complete
access.

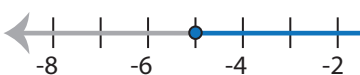
Sign up

www.mathworksheets4kids.com

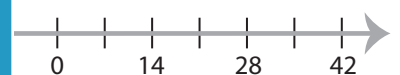


- b) $-6 \geq \frac{7x+18}{4}$
 d) $\frac{7x+18}{4} < -6$

5)

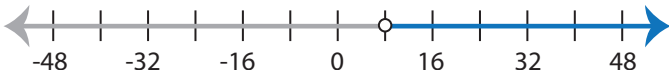


- a) $-9 \leq \frac{5x-2}{3}$
 c) $\frac{5x-2}{3} < -9$



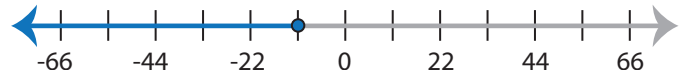
- b) $x - \frac{4x}{7} < 33$
 d) $-33 > x + \frac{4x}{7}$

7)



- a) $\frac{3x}{8} + x \geq 11$ b) $11 < x + \frac{3x}{8}$
 c) $11 > x + \frac{3x}{8}$ d) $\frac{3x}{8} + x \leq 11$

8)



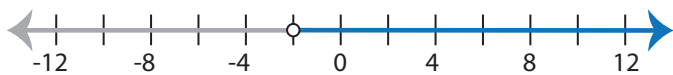
- a) $-27 \geq 9(2x+19)$ b) $9(2x+19) < -27$
 c) $9(2x+19) > -27$ d) $-27 \leq 9(2x+19)$

Identifying Inequalities

MS3

Choose the correct inequality that best describes each graph.

1)



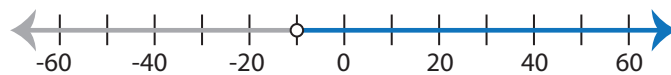
a) $3(6x+8) \leq -12$

b) $-12 > 3(6x+8)$

c) $-12 < 3(6x+8)$

d) $3(6x+8) \geq -12$

2)



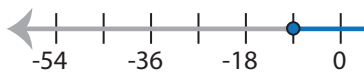
a) $\frac{13x}{5} - x \geq 16$

b) $16 < x - \frac{13x}{5}$

c) $16 > x - \frac{13x}{5}$

d) $\frac{13x}{5} - x \leq 16$

3)



a) $24 \geq \frac{2}{3}(x+45)$

c) $\frac{2}{3}(x+45) > 24$

PREVIEW

Access the largest collection of
worksheets for just **\$19.95** per year!

Members, please
log in to
download this
worksheet.

Log in

Not a member?
Please sign up to
gain complete
access.

Sign up

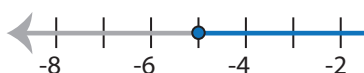
www.mathworksheets4kids.com



b) $-6 \geq \frac{7x+18}{4}$

d) $\frac{7x+18}{4} < -6$

5)



a) $-9 \leq \frac{5x-2}{3}$

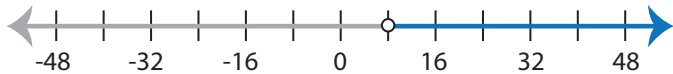
c) $\frac{5x-2}{3} < -9$



b) $x - \frac{4x}{7} < 33$

d) $-33 > x + \frac{4x}{7}$

7)



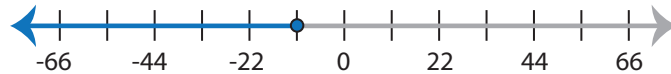
a) $\frac{3x}{8} + x \geq 11$

b) $11 < x + \frac{3x}{8}$

c) $11 > x + \frac{3x}{8}$

d) $\frac{3x}{8} + x \leq 11$

8)



a) $-27 \geq 9(2x+19)$

b) $9(2x+19) < -27$

c) $9(2x+19) > -27$

d) $-27 \leq 9(2x+19)$