Name : _____ Score : _____

Identifying Graphs

MS2

Choose the correct graph that best describes the solution for each inequality.

1) $-6x - 3 > 15$

a) 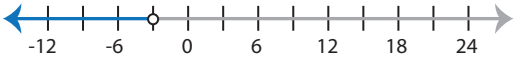

b) 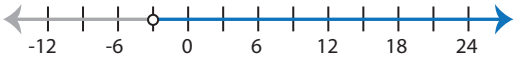

c) 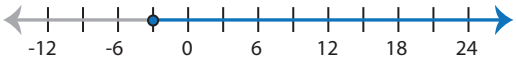

d)

2) $-7x + 18 \leq -5x$

a) 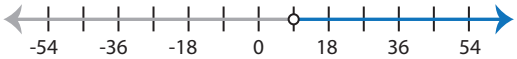

b) 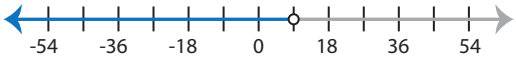

c) 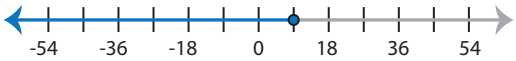

d) 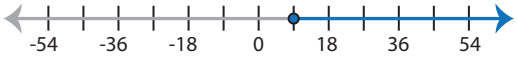

3) $-8 \geq \frac{x+1}{3}$

a) 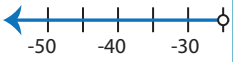

b) 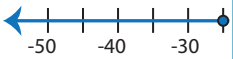

c) 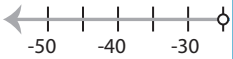

d)

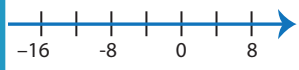

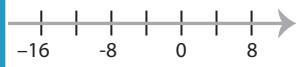

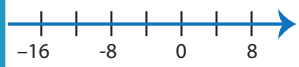

5) $11 < 5x - 14$

a) 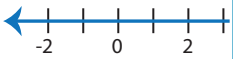

b) 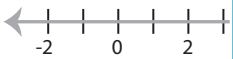

c) 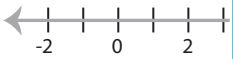

d) 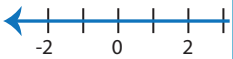

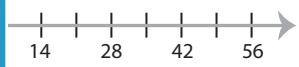

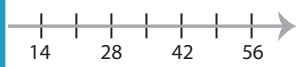

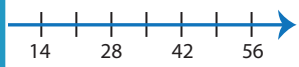

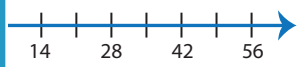

7) $13 \geq 16 + \frac{x}{2}$

a) 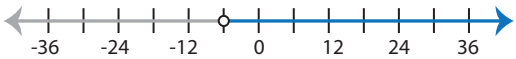

b) 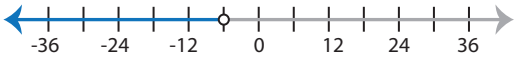

c) 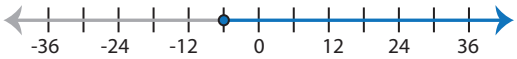

d) 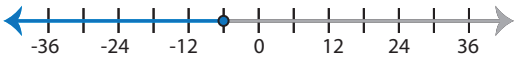

8) $\frac{x-31}{5} \leq -6$

a) 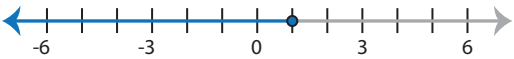

b) 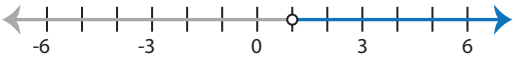

c) 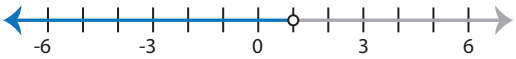

d) 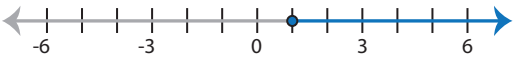

PREVIEW

Access the largest collection of worksheets for just $19.95 per year!

Members, please log in to download this worksheet.

Log in

Not a member? Please sign up to gain complete access.

Sign up

www.mathworksheets4kids.com

Name : _____ **Answer key** Score : _____

Identifying Graphs

MS2

Choose the correct graph that best describes the solution for each inequality.

1) $-6x - 3 > 15$

a) ✓ 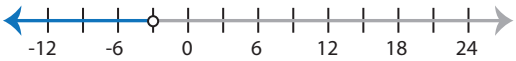

b) 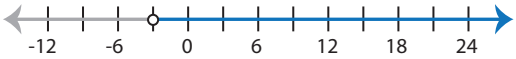

c) 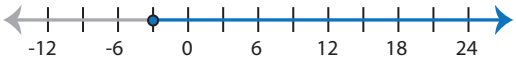

d)

2) $-7x + 18 \le -5x$

a) 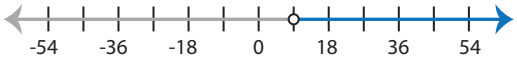

b) 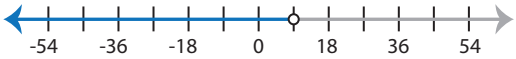

c) 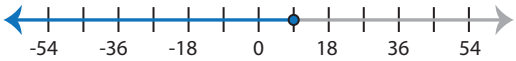

d) ✓ 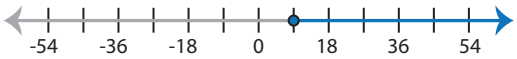

3) $-8 \ge \frac{x+1}{3}$

a) 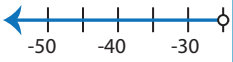

b) ✓ 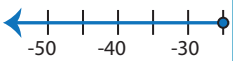

c) 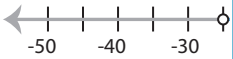

d)

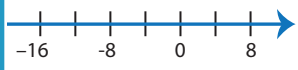

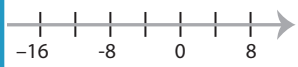

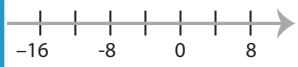

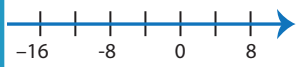

5) $11 < 5x - 14$

a)

b) ✓ 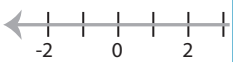

c) 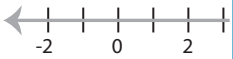

d) 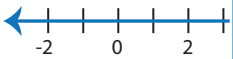

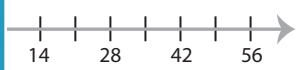

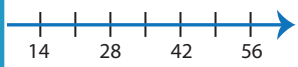

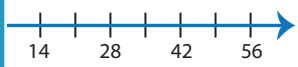

7) $13 \ge 16 + \frac{x}{2}$

a) 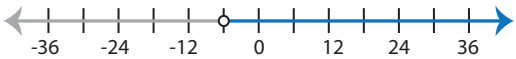

b) 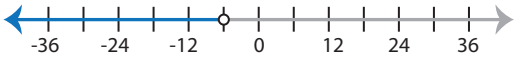

c) 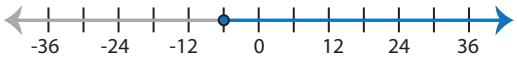

d) ✓ 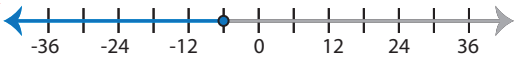

8) $\frac{x-31}{5} \le -6$

a) ✓ 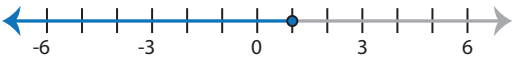

b) 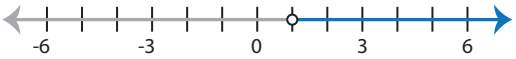

c) 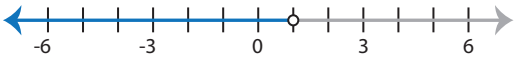

d) 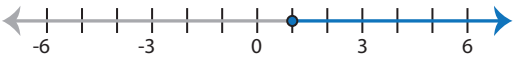

PREVIEW

Access the largest collection of worksheets for just **$19.95** per year!

Members, please log in to download this worksheet.

Log in

Not a member? Please sign up to gain complete access.

Sign up

www.mathworksheets4kids.com