




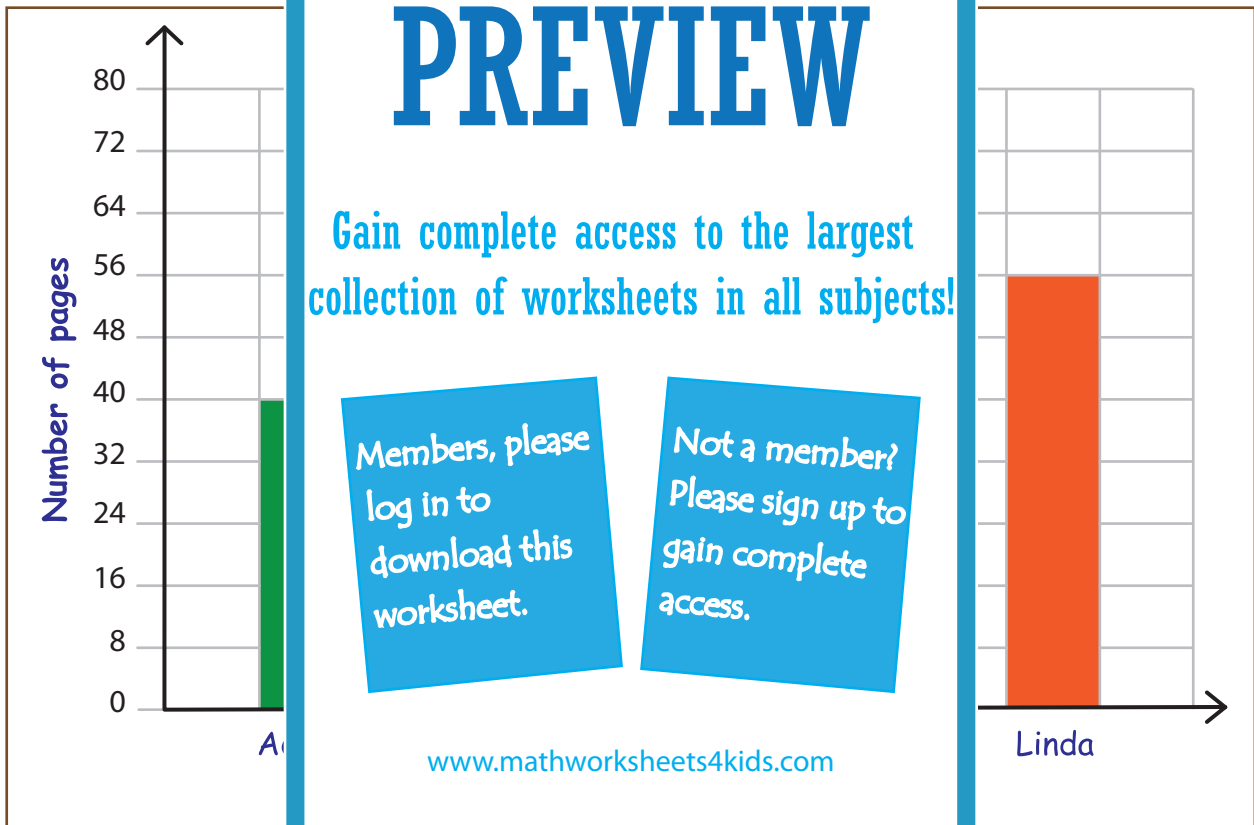


Answer Key**Bar Graph - Book Reading**

Sheet 1

Frank, Maria, Scott, Susan and Linda walk through the library and grabbed books on each of their interest. The data shows the number of pages read by each of them. Draw a bar graph to represent the data. Answer the questions.

Adam	Maria	Scott	Frank	Linda
				
40	24	64	22	56



1) What unit of scale is used to display the number of pages read?

8 units

2) Write the names who have read less than 40 pages.

Maria and Frank

3) How many pages do Frank, Maria and Scott read in all?

120

4) If Adam and Linda read the same book, how many more pages does Adam read to reach Linda?

16