





Identifying Graphs

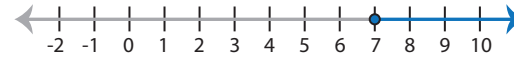
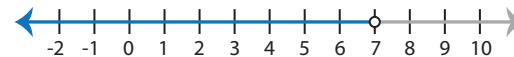
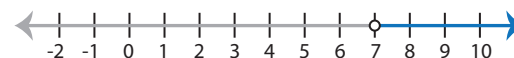
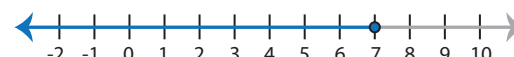
ES2

Choose the correct graph that best describes the solution for each inequality.

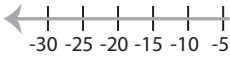
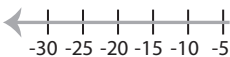
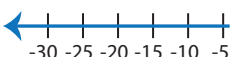
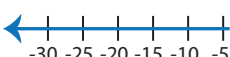
1) $7x \geq 28$

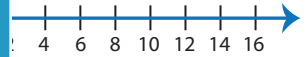
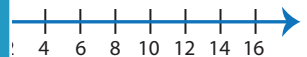
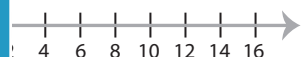
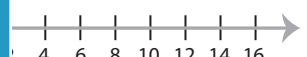
- a) 
- b) 
- c) 
- d) 

2) $13 + x < 20$

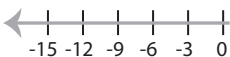

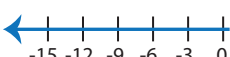
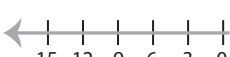
- a) 
- b) 
- c) 
- d) 

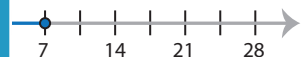
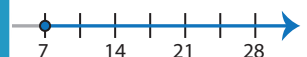
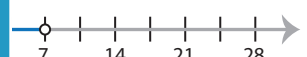

3) $\frac{x}{5} \leq 5$

- a) 
- b) 
- c) 
- d) 

- e) 
- f) 
- g) 
- h) 

5) $4x \geq 48$

- a) 
- b) 
- c) 
- d) 

- i) 
- j) 
- k) 
- l) 

PREVIEW

Access the largest collection of
worksheets for just **\$19.95** per year!

Members, please
log in to
download this
worksheet.





Log in

Not a member?
Please sign up to
gain complete
access.

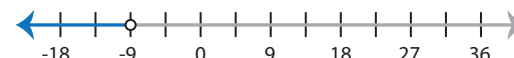
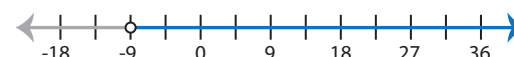
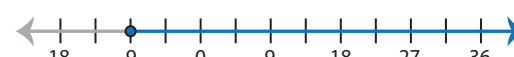
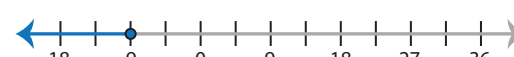
Sign up

www.mathworksheets4kids.com

7) $19 + x > 9$

- a) 
- b) 
- c) 
- d) 

8) $\frac{x}{3} \leq -3$

- a) 
- b) 
- c) 
- d) 

Identifying Graphs

ES2

Choose the correct graph that best describes the solution for each inequality.

1) $7x \geq 28$

- a)
- b)
- c)
- d)

2) $13 + x < 20$

- a)
- b)
- c)
- d)

3) $\frac{x}{5} \leq 5$

- a)
- b)
- c)
- d)

- e)
- f)
- g)
- h)

5) $4x \geq 48$

- a)
- b)
- c)
- d)

- i)
- j)
- k)
- l)

PREVIEW

Access the largest collection of worksheets for just **\$19.95** per year!

Members, please log in to download this worksheet.

Log in

Not a member? Please sign up to gain complete access.

Sign up

www.mathworksheets4kids.com

7) $19 + x > 9$

- a)
- b)
- c)
- d)

8) $\frac{x}{3} \leq -3$

- a)
- b)
- c)
- d)