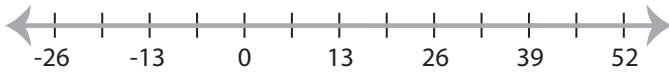


Graphing Compound Inequalities

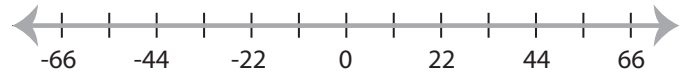
MS1

Graph the compound inequalities.

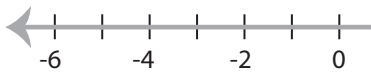
1) $13 < x$ and $x > 39$



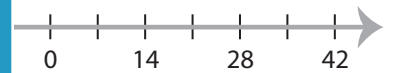
2) $x < 11$ or $x \leq -22$



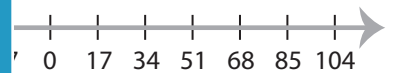
3) $-5 \geq x$ and $-3 > x$



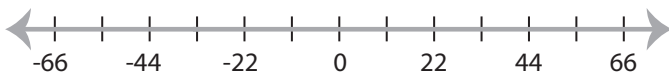
35



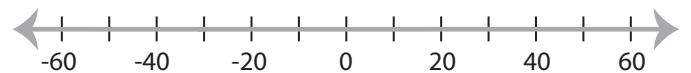
5) $x \geq -40$ or $x > 24$



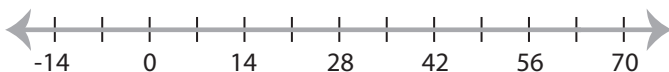
7) $x \leq -33$ and $x \leq 33$



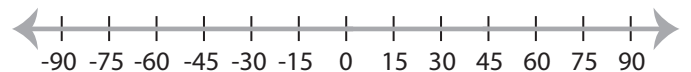
0 ≤ x



9) $63 \geq x$ or $x < 14$



10) $45 > x > 0$



PREVIEW

Access the largest collection of
worksheets for just **\$19.95** per year!

Members, please
log in to
download this
worksheet.

Log in

Not a member?
Please sign up to
gain complete
access.

Sign up

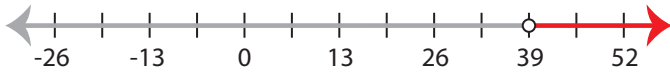
www.mathworksheets4kids.com

Graphing Compound Inequalities

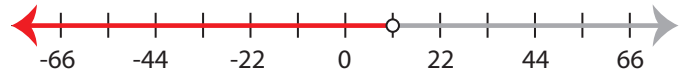
MS1

Graph the compound inequalities.

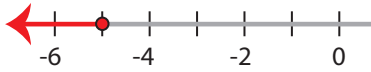
1) $13 < x$ and $x > 39$



2) $x < 11$ or $x \leq -22$



3) $-5 \geq x$ and $-3 > x$



PREVIEW

Access the largest collection of
worksheets for just **\$19.95** per year!

Members, please
log in to
download this
worksheet.

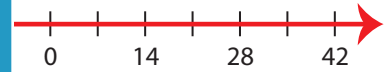
Not a member?
Please sign up to
gain complete
access.

Log in

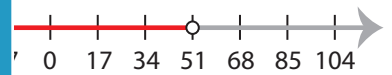
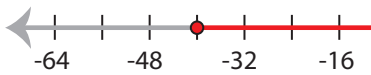
Sign up

www.mathworksheets4kids.com

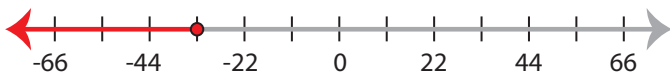
35



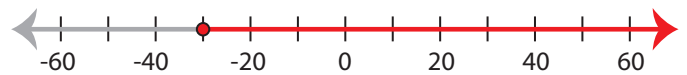
5) $x \geq -40$ or $x > 24$



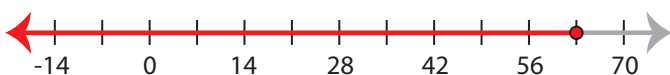
7) $x \leq -33$ and $x \leq 33$



0 ≤ x



9) $63 \geq x$ or $x < 14$



10) $45 > x > 0$

