





## Bar Graph - Garden Creatures

Lily collected a data of garden creatures that she saw while walking through her garden. Help Lilly to draw a bar graph to represent the data.

Ladybug	Grasshopper	Dragonfly	Butterfly
			
7	3	5	9

# PREVIEW

Gain complete access to the largest collection of worksheets in all subjects!

Members, please log in to download this worksheet.

Not a member? Please sign up to gain complete access.

www.mathworksheets4kids.com





- 1) How many grasshoppers did she see? \_\_\_\_\_
- 2) Did she see more ladybugs or dragonflies? \_\_\_\_\_
- 3) Which creature did she the most? \_\_\_\_\_
- 4) Name all the four garden creatures.  
\_\_\_\_\_

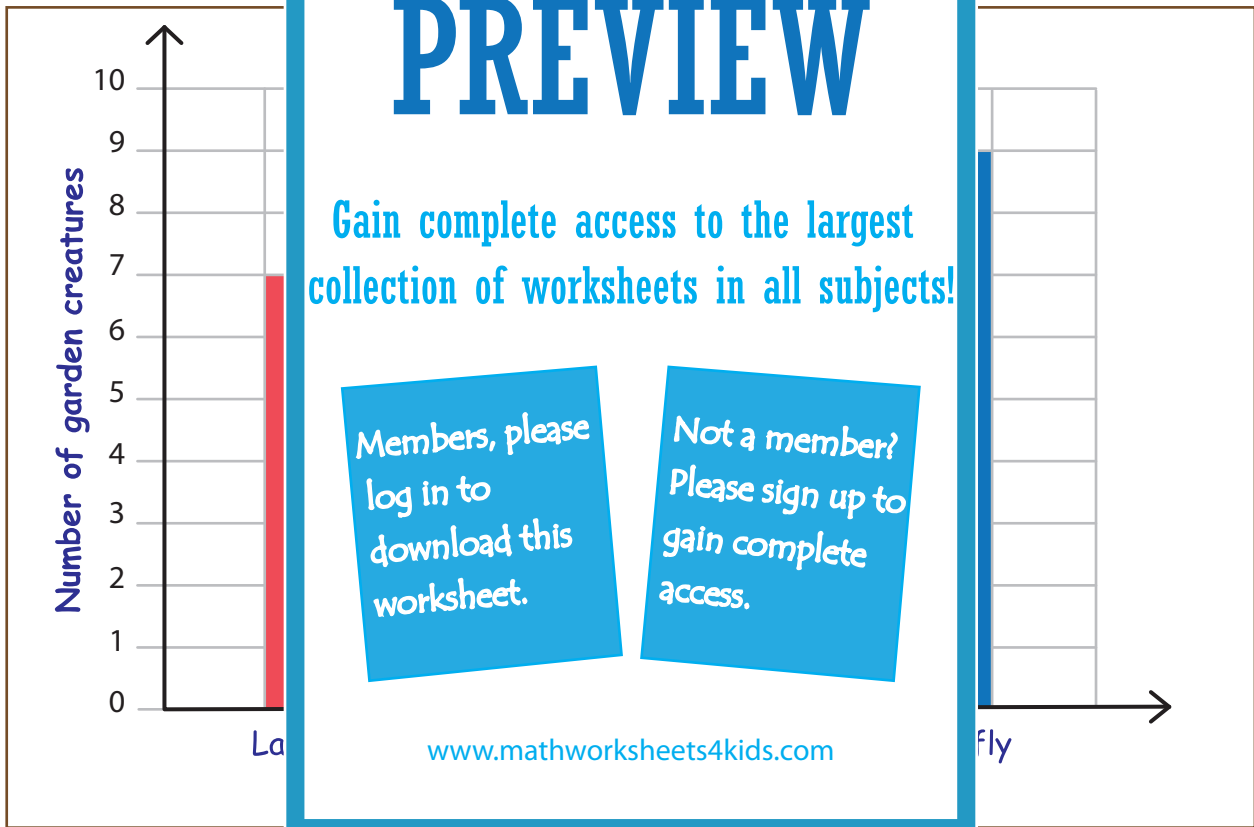
**Answer Key**

Sheet 1

**Bar Graph - Garden Creatures**

Lily collected a data of garden creatures that she saw while walking through her garden.  
Help Lilly to draw a bar graph to represent the data.

Ladybug	Grasshopper	Dragonfly	Butterfly
			
<b>7</b>	<b>3</b>	<b>5</b>	<b>9</b>



1) How many grasshoppers did she see? \_\_\_\_\_

**3**

2) Did she see more ladybugs or dragonflies? \_\_\_\_\_

**Ladybugs**

3) Which creature did she see the most? \_\_\_\_\_

**Butterflies**

4) Name all the four garden creatures.  
\_\_\_\_\_

**Ladybug, Grasshopper, Dragonfly, Butterfly**