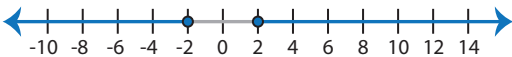


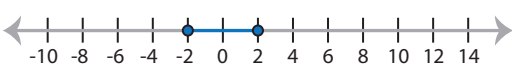


Identifying Graphs


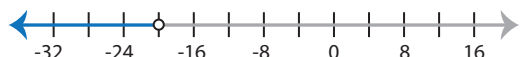
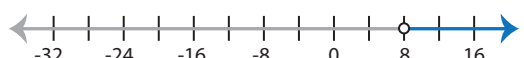
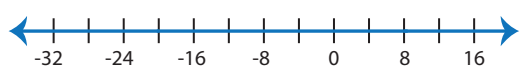
Two-step: S3

Choose the correct graph that best describes the solution for each inequality.

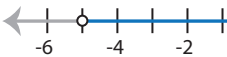
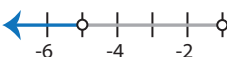
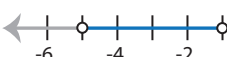
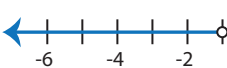
1) $|9x| + 32 \leq 50$

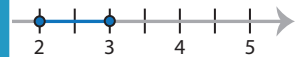
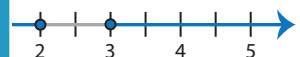

- a) 
- b) 
- c) 
- d) 

2) $\frac{|x+6|}{7} > 2$


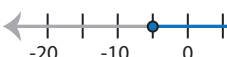

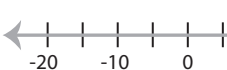
- a) 
- b) 
- c) 
- d) 



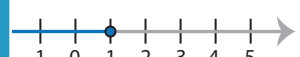
3) $|4x + 12| < 8$

- a) 
- b) 
- c) 
- d) 

- 
- 
- 

5) $\frac{|x-10|}{5} \geq 3$

- a) 
- b) 
- c) 
- d) 

- 
- 
- 

PREVIEW

Access the largest collection of
worksheets for just **\$19.95** per year!

Members, please
log in to
download this
worksheet.



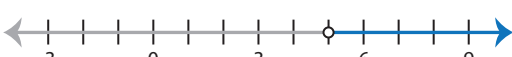
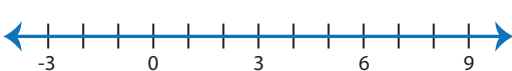
Log in

Not a member?
Please sign up to
gain complete
access.


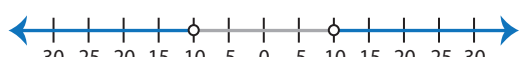

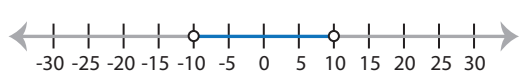
Sign up

www.mathworksheets4kids.com

7) $|7x - 14| > 21$

- a) 
- b) 
- c) 
- d) 

8) $\frac{|x|}{5} + 9 < 11$

- a) 
- b) 
- c) 
- d) 

Identifying Graphs

Two-step: S3

Choose the correct graph that best describes the solution for each inequality.

1) $|9x| + 32 \leq 50$

- a)
- b)
- c)
- d)

2) $\frac{|x+6|}{7} > 2$

- a)
- b)
- c)
- d)

3) $|4x + 12| < 8$

- a)
- b)
- c)
- d)

-
-
-

5) $\frac{|x - 10|}{5} \geq 3$

- a)
- b)
- c)
- d)

-
-
-

PREVIEW

Access the largest collection of worksheets for just **\$19.95** per year!

Members, please log in to download this worksheet.

Log in

Not a member? Please sign up to gain complete access.

Sign up

www.mathworksheets4kids.com

7) $|7x - 14| > 21$

- a)
- b)
- c)
- d)

8) $\frac{|x|}{5} + 9 < 11$

- a)
- b)
- c)
- d)