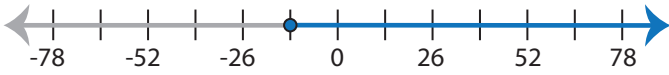


Identifying Inequalities

MS2

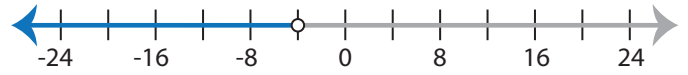
Choose the correct inequality that best describes each graph.

1)



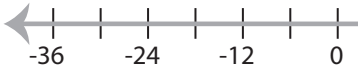
- a) $-6 \leq \frac{2x-4}{5}$ b) $\frac{2x-4}{5} > -6$
 c) $\frac{2x-4}{5} < -6$ d) $-6 \geq \frac{2x-4}{5}$

2)



- a) $-11 - x < \frac{3x}{2} - 1$ b) $1 + \frac{3x}{2} < 11 + x$
 c) $1 + \frac{3x}{2} > 11 + x$ d) $-11 - x > \frac{3x}{2} - 1$

3)



- a) $\frac{8x}{3} + x \geq 22$
 c) $22 > x + \frac{8x}{3}$

PREVIEW

Access the largest collection of
worksheets for just **\$19.95** per year!

Members, please
log in to
download this
worksheet.

Log in

Not a member?
Please sign up to
gain complete
access.

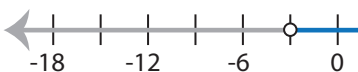
Sign up

www.mathworksheets4kids.com



- b) $9(4x + 15) < -45$
 d) $-45 \leq 9(4x + 15)$

5)

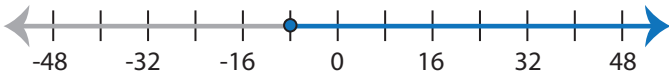


- a) $2(5x+1) \leq -28$
 c) $-28 < 2(5x+1)$



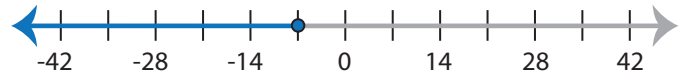
- b) $3 < x - \frac{10x}{9}$
 d) $\frac{10x}{9} - x \leq 3$

7)



- a) $-14 \geq \frac{3x}{4} + x$ b) $\frac{3x}{4} + x < -14$
 c) $\frac{3x}{4} + x > -14$ d) $-14 \leq \frac{3x}{4} + x$

8)



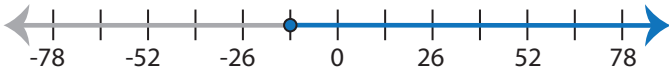
- a) $-7 \leq \frac{9x+21}{6}$ b) $-7 \geq \frac{9x+21}{6}$
 c) $\frac{9x+21}{6} > -7$ d) $\frac{9x+21}{6} < -7$

Identifying Inequalities

MS2

Choose the correct inequality that best describes each graph.

1)



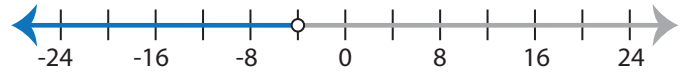
a) $-6 \leq \frac{2x-4}{5}$

b) $\frac{2x-4}{5} > -6$

c) $\frac{2x-4}{5} < -6$

d) $-6 \geq \frac{2x-4}{5}$

2)



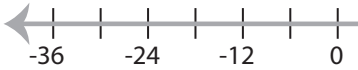
a) $-11 - x < \frac{3x}{2} - 1$

b) $1 + \frac{3x}{2} < 11 + x$

c) $1 + \frac{3x}{2} > 11 + x$

d) $-11 - x > \frac{3x}{2} - 1$

3)



a) $\frac{8x}{3} + x \geq 22$

c) $22 > x + \frac{8x}{3}$

PREVIEW

Access the largest collection of
worksheets for just **\$19.95** per year!

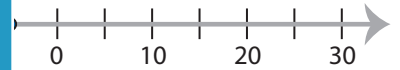
Members, please
log in to
download this
worksheet.

Log in

Not a member?
Please sign up to
gain complete
access.

Sign up

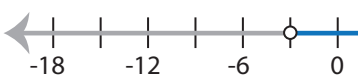
www.mathworksheets4kids.com



b) $9(4x + 15) < -45$

d) $-45 \leq 9(4x + 15)$

5)



a) $2(5x+1) \leq -28$

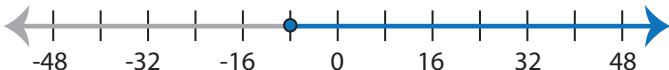
c) $-28 < 2(5x+1)$



b) $3 < x - \frac{10x}{9}$

d) $\frac{10x}{9} - x \leq 3$

7)



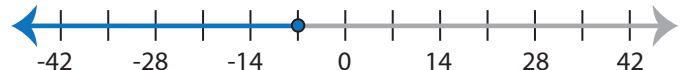
a) $-14 \geq \frac{3x}{4} + x$

b) $\frac{3x}{4} + x < -14$

c) $\frac{3x}{4} + x > -14$

d) $-14 \leq \frac{3x}{4} + x$

8)



a) $-7 \leq \frac{9x+21}{6}$

b) $-7 \geq \frac{9x+21}{6}$

c) $\frac{9x+21}{6} > -7$

d) $\frac{9x+21}{6} < -7$