

Name : _____

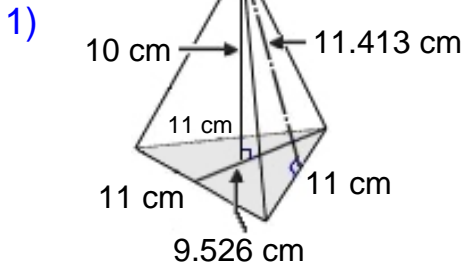
Score : _____

Teacher : _____

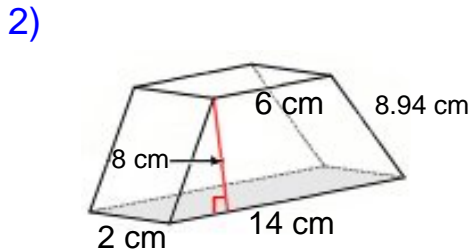
Date : _____

Surface Area of Prisms and Pyramids

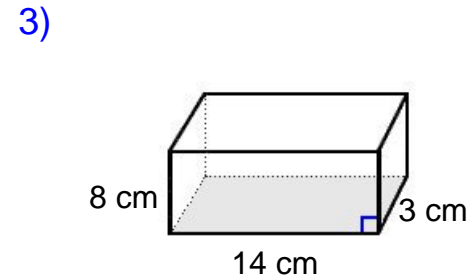
Find the surface area of each figure. Round answers to the nearest hundredth, if necessary.



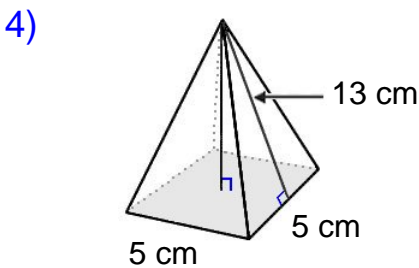
Surface Area: _____



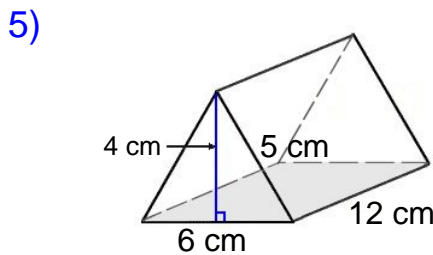
Surface Area: _____



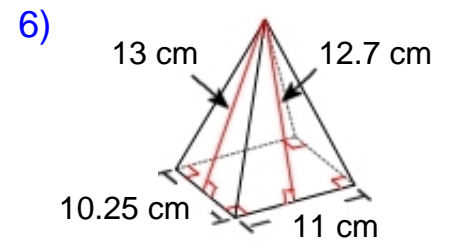
Surface Area: _____



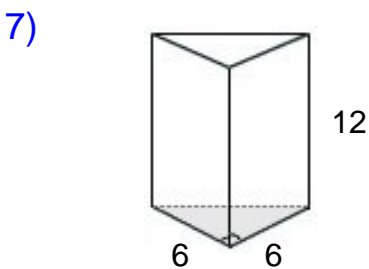
Surface Area: _____



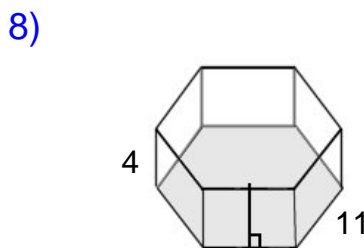
Surface Area: _____



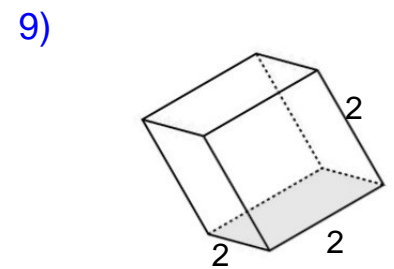
Surface Area: _____



Surface Area: _____



Surface Area: _____



Surface Area: _____



Name : _____

Score : _____

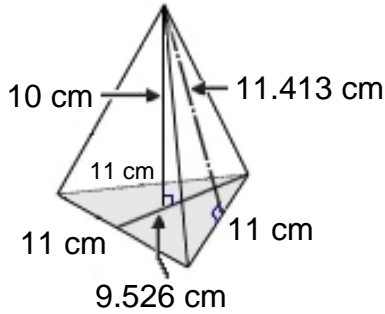
Teacher : _____

Date : _____

Surface Area of Prisms and Pyramids

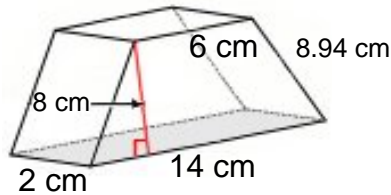
Find the surface area of each figure. Round answers to the nearest hundredth, if necessary.

1)



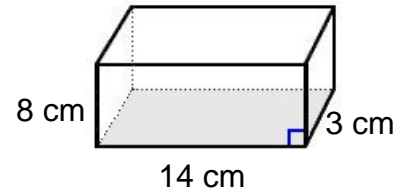
Surface Area: 240.71 cm²

2)



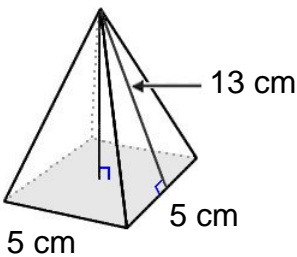
Surface Area: 235.76 cm²

3)



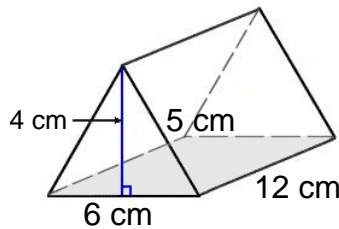
Surface Area: 356.00 cm²

4)



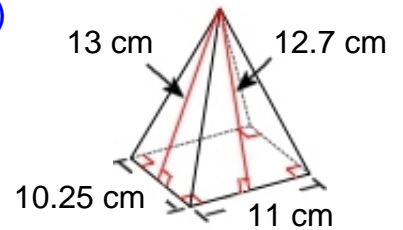
Surface Area: 155.00 cm²

5)



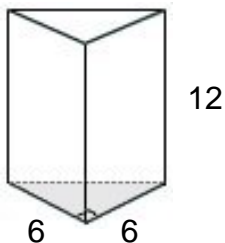
Surface Area: 216.00 cm²

6)



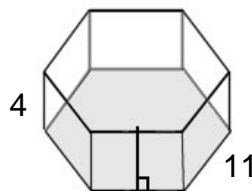
Surface Area: 385.70 cm²

7)



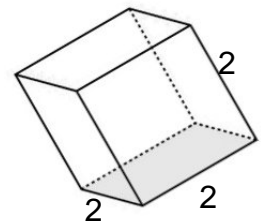
Surface Area: 281.82 cm²

8)



Surface Area: 892.73 cm²

9)



Surface Area: 24.00 cm²

