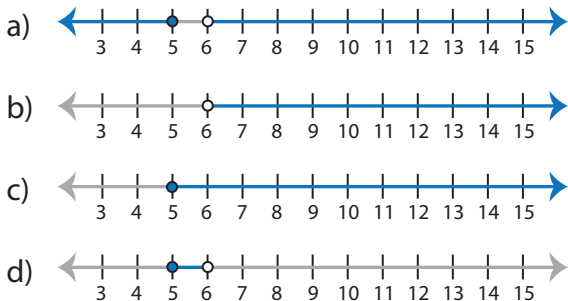


Identifying Graphs

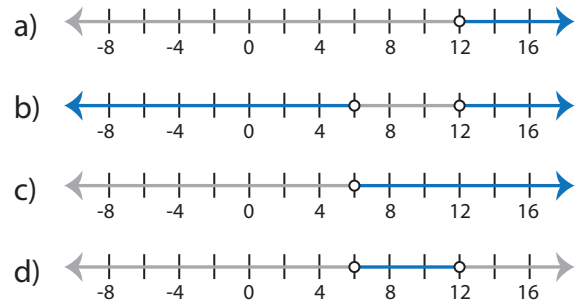
Multi-step: S1

Choose the correct graph that best describes the solution for each inequality.

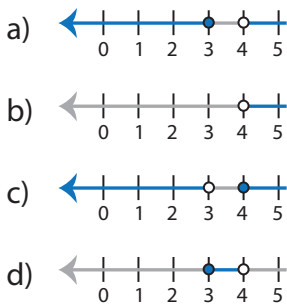
1) $3(7x - 32) > 30$ and $5(6x - 20) \geq 50$



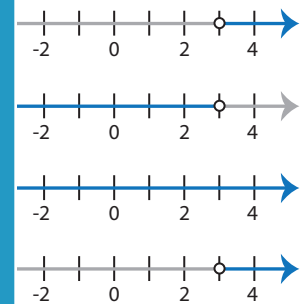
2) $5 < \frac{x}{2} + \frac{x}{3} < 10$



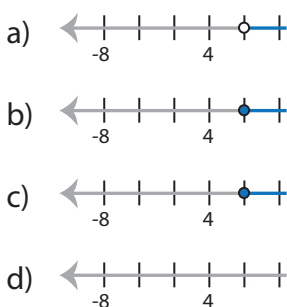
3) $\frac{3x - 8}{4} > 1$ or $x > 4$



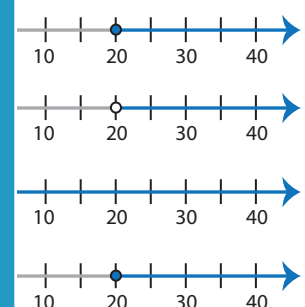
4) $x > 4$ or $\frac{-15}{2x - 11} < 3$



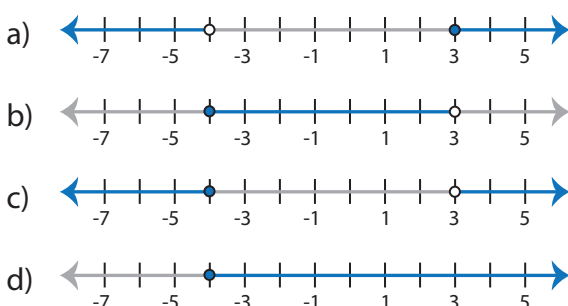
5) $52 \leq 2(7x - 30)$



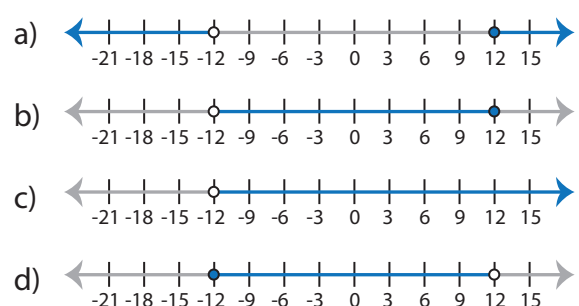
6) $x > 6$ or $6 \geq \frac{5x + 17}{7}$



7) $14 < \frac{8x + 18}{3}$ or $4(6x + 27) \leq 12$



8) $-20 \leq -\frac{x}{3} + 2x < 20$



PREVIEW

Access the largest collection of
worksheets for just **\$19.95** per year!

Members, please
log in to
download this
worksheet.

Log in

Not a member?
Please sign up to
gain complete
access.

Sign up

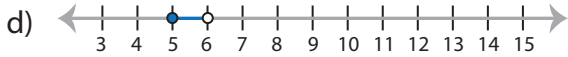
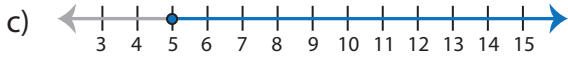
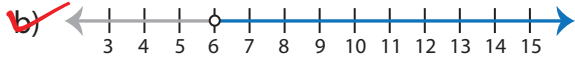
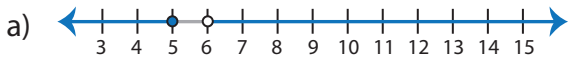
www.mathworksheets4kids.com

Identifying Graphs

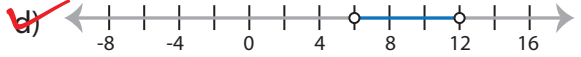
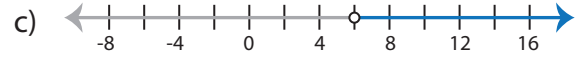
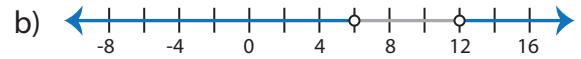
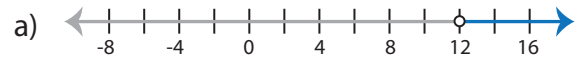
Multi-step: S1

Choose the correct graph that best describes the solution for each inequality.

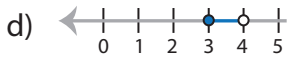
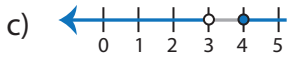
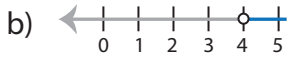
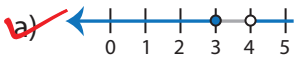
1) $3(7x - 32) > 30$ and $5(6x - 20) \geq 50$



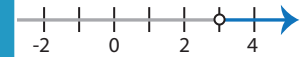
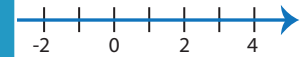
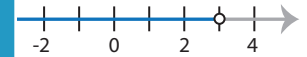
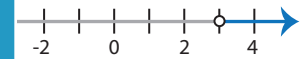
2) $5 < \frac{x}{2} + \frac{x}{3} < 10$



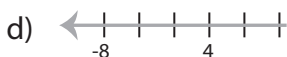
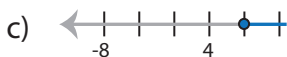
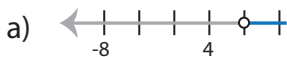
3) $\frac{3x - 8}{4} > 1$ or $x > 4$



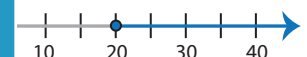
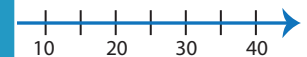
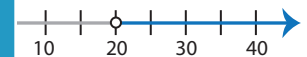
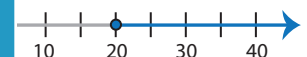
$x < 4$ or $\frac{-15}{2x - 11} < 3$



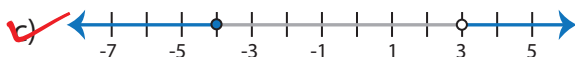
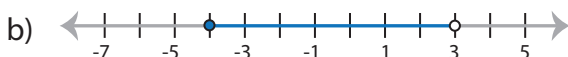
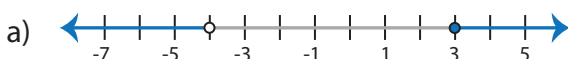
5) $52 \leq 2(7x - 30)$



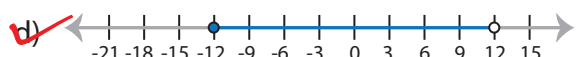
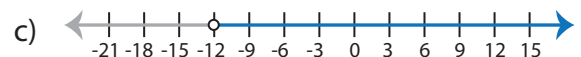
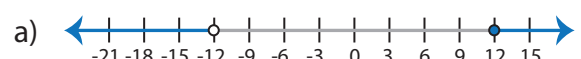
or $6 \geq \frac{5x + 17}{7}$



7) $14 < \frac{8x + 18}{3}$ or $4(6x + 27) \leq 12$



8) $-20 \leq -\frac{x}{3} + 2x < 20$



PREVIEW

Access the largest collection of worksheets for just **\$19.95** per year!

Members, please log in to download this worksheet.

Log in

Not a member? Please sign up to gain complete access.

Sign up

www.mathworksheets4kids.com