




Drawing & Interpreting a Bar Graph

Use the information given in the table to draw a bar graph, and answer the questions.

		
6	8	2


PREVIEW

Gain complete access to the largest collection of worksheets in all subjects!

Members, please log in to download this worksheet.

Not a member? Please sign up to gain complete access.

www.mathworksheets4kids.com



1) How many fewer  than  ? _____




2) How many more  than  ? _____


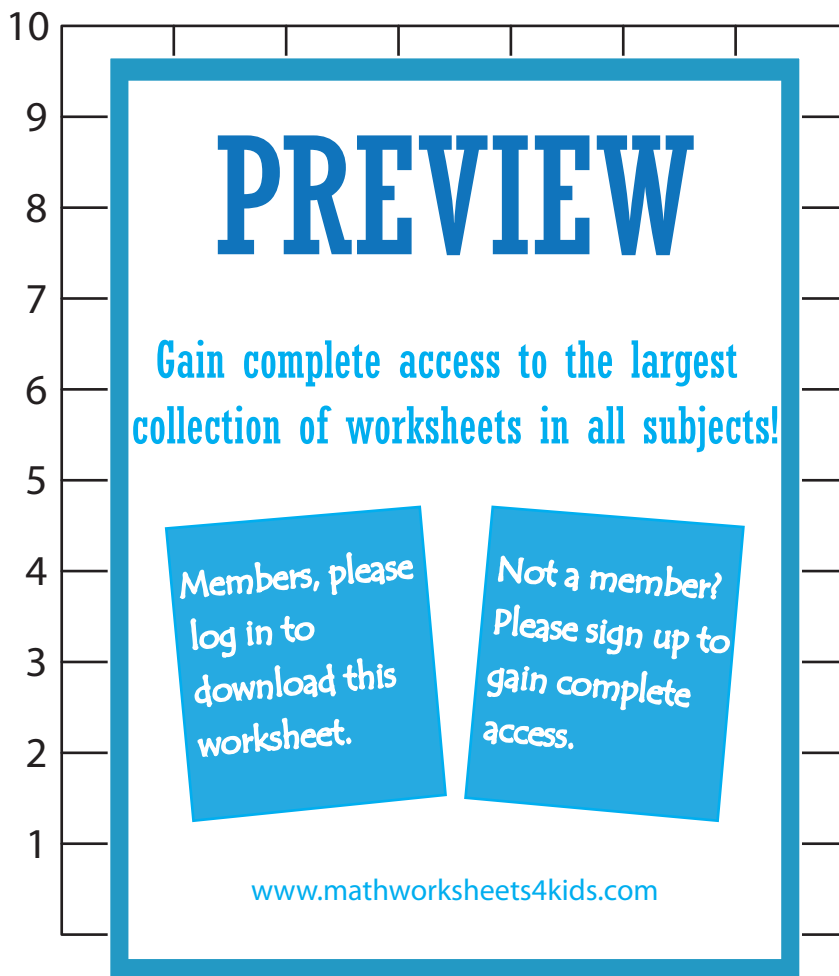
3) How many animals are there in all? _____

Name : _____

Drawing & Interpreting a Bar Graph

Use the information given in the table to draw a bar graph, and answer the questions.

		
6	8	2



1) How many fewer  than  ? 6

2) How many more  than  ? 2

3) How many animals are there in all? 3