

Graphing Compound Inequalities

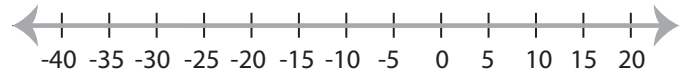
MS3

Graph the compound inequalities.

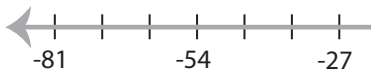
1) $33 \leq x$ or $x > 66$



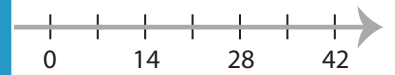
2) $x > -20$ and $x < 5$



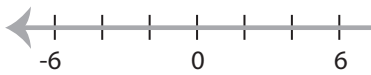
3) $x < -36$ and $x \leq -5$



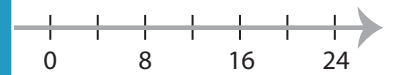
7



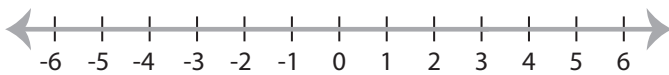
5) $8 < x$ or $16 < x$



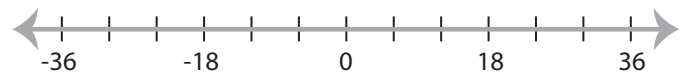
-4



7) $-3 \leq x \leq 3$



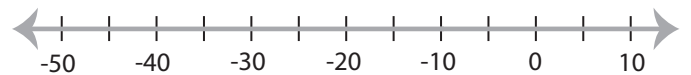
6



9) $x \leq 64$ or $x < 32$



10) $x > -10$ and $x \geq -45$



PREVIEW

Access the largest collection of
worksheets for just **\$19.95** per year!

Members, please
log in to
download this
worksheet.

Log in

Not a member?
Please sign up to
gain complete
access.

Sign up

www.mathworksheets4kids.com

Graphing Compound Inequalities

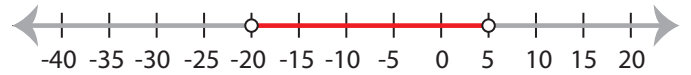
MS3

Graph the compound inequalities.

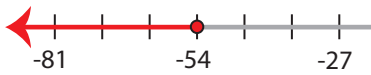
1) $33 \leq x$ or $x > 66$



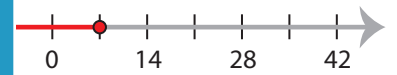
2) $x > -20$ and $x < 5$



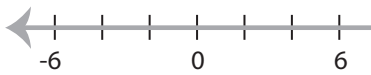
3) $x < -36$ and $x \leq -5$



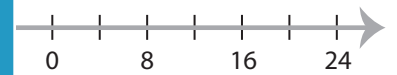
7



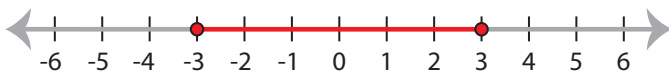
5) $8 < x$ or $16 < x$



-4



7) $-3 \leq x \leq 3$



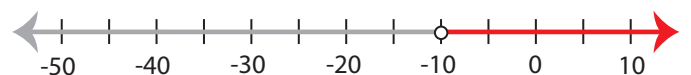
6



9) $x \leq 64$ or $x < 32$



10) $x > -10$ and $x \geq -45$



PREVIEW

Access the largest collection of
worksheets for just **\$19.95** per year!

Members, please
log in to
download this
worksheet.

Log in

Not a member?
Please sign up to
gain complete
access.

Sign up

www.mathworksheets4kids.com