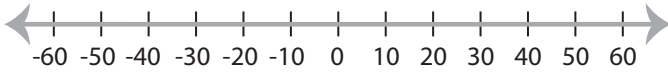


Graphing Compound Inequalities

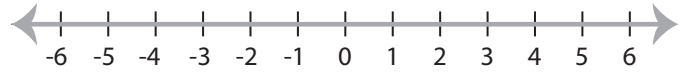
ES2

Graph the compound inequalities.

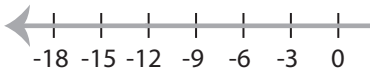
1) $30 > x \geq -20$



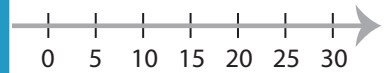
2) $x > 3$ or $x < -3$



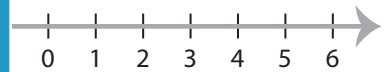
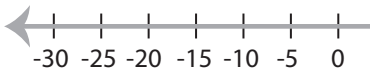
3) $-12 < x \leq 12$



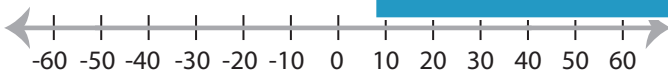
25



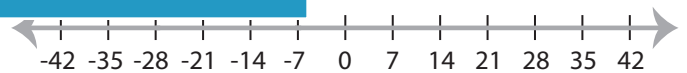
5) $x \leq 5$ or $x > 10$



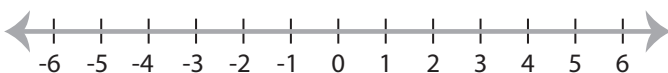
7) $40 \geq x \geq -50$



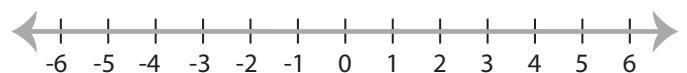
-28



9) $x < -5$ or $x > 0$



10) $1 < x < 4$



PREVIEW

Access the largest collection of
worksheets for just **\$19.95** per year!

Members, please
log in to
download this
worksheet.

Log in

Not a member?
Please sign up to
gain complete
access.

Sign up

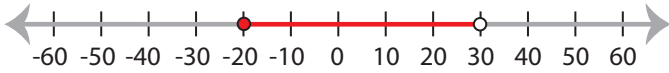
www.mathworksheets4kids.com

Graphing Compound Inequalities

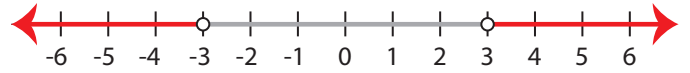
ES2

Graph the compound inequalities.

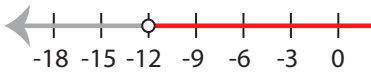
1) $30 > x \geq -20$



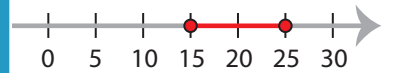
2) $x > 3$ or $x < -3$



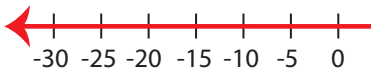
3) $-12 < x \leq 12$



25



5) $x \leq 5$ or $x > 10$



PREVIEW

Access the largest collection of
worksheets for just **\$19.95** per year!

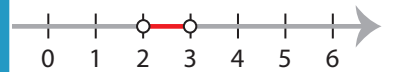
Members, please
log in to
download this
worksheet.

Log in

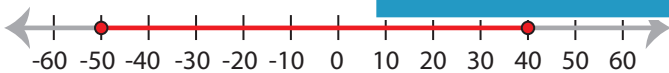
Not a member?
Please sign up to
gain complete
access.

Sign up

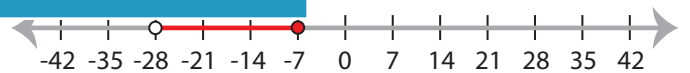
www.mathworksheets4kids.com



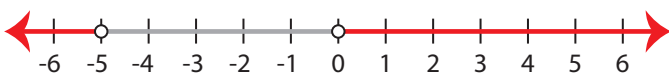
7) $40 \geq x \geq -50$



-28



9) $x < -5$ or $x > 0$



10) $1 < x < 4$

