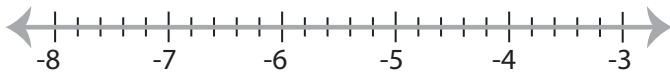


Solving & Graphing Inequalities

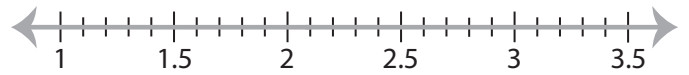
Decimals: S3

Solve each inequality and graph the solution.

1) $7.9x < -45.82$



2) $3.5 \leq \frac{x}{0.6}$

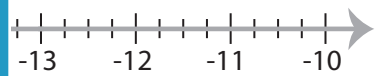


3) $x - 15.46 \geq -18.96$

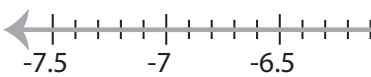


PREVIEW

Access the largest collection of
worksheets for just **\$19.95** per year!



5) $-31.74 \geq 4.6x$



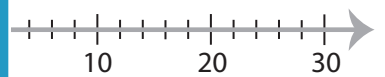
Members, please
log in to
download this
worksheet.

Log in

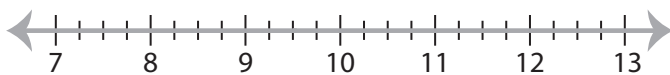
Not a member?
Please sign up to
gain complete
access.

Sign up

www.mathworksheets4kids.com



7) $x + 28.43 \leq 37.93$



8) $-1.74 < x - 10.49$



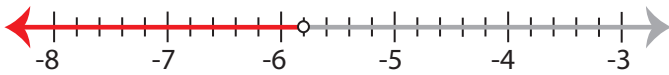
Solving & Graphing Inequalities

Decimals: S3

Solve each inequality and graph the solution.

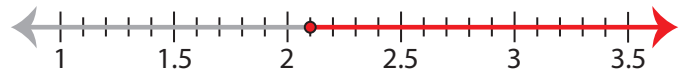
1) $7.9x < -45.82$

$x < -5.8$



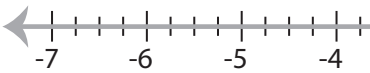
2) $3.5 \leq \frac{x}{0.6}$

$x \geq 2.1$



3) $x - 15.46 \geq -18.96$

$x \geq -3.5$



PREVIEW

Access the largest collection of
worksheets for just **\$19.95** per year!

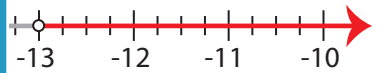
Members, please
log in to
download this
worksheet.

Log in

Not a member?
Please sign up to
gain complete
access.

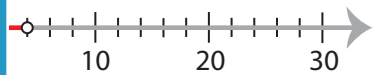
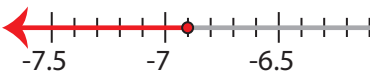
Sign up

www.mathworksheets4kids.com



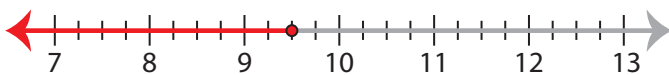
5) $-31.74 \geq 4.6x$

$x \leq -6.9$



7) $x + 28.43 \leq 37.93$

$x \leq 9.5$



8) $-1.74 < x - 10.49$

$x > 8.75$

