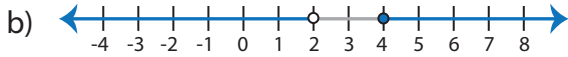


Identifying Graphs

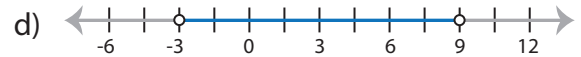
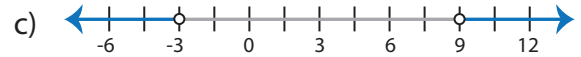
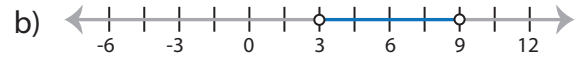
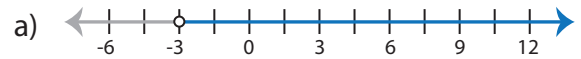
One-step: S1

Choose the correct graph that best describes the solution for each inequality.

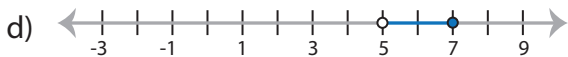
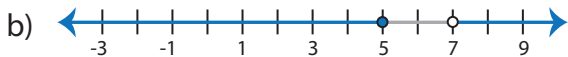
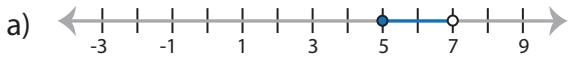
1) $5x \geq 20$ or $x + 14 < 16$



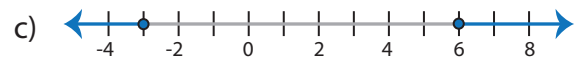
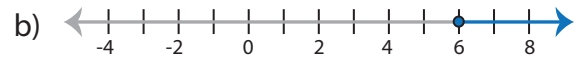
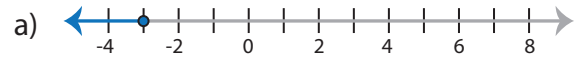
2) $x + 5 > 2$ and $x - 2 < 7$



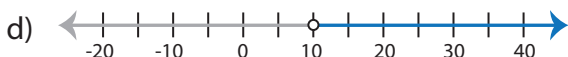
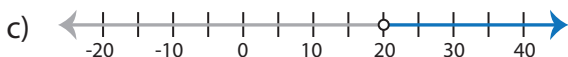
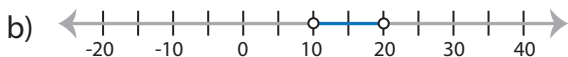
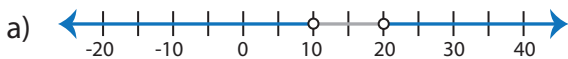
3) $45 \leq 9x < 63$



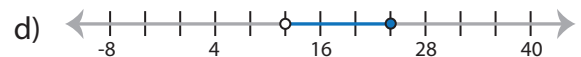
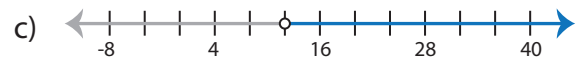
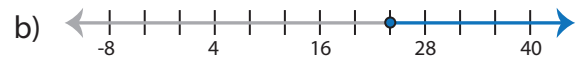
4) $2x \geq 12$ or $4x \leq -12$



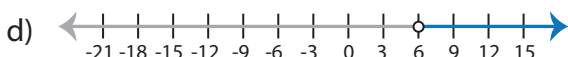
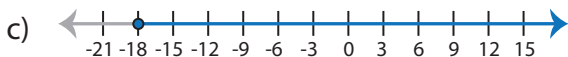
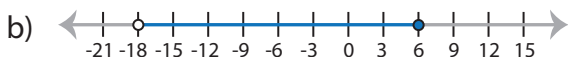
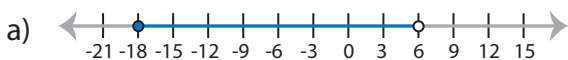
5) $\frac{x}{5} > 4$ or $2x > 20$



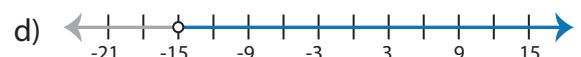
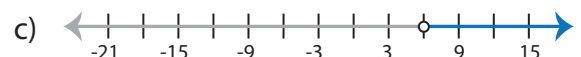
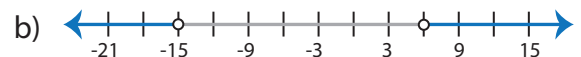
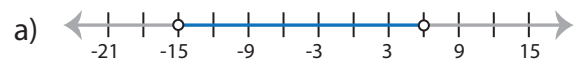
6) $5 + x \geq 29$ and $3x > 36$



7) $-5 \leq x + 13 < 19$



8) $\frac{x}{3} > -5$ or $\frac{x}{2} > 3$

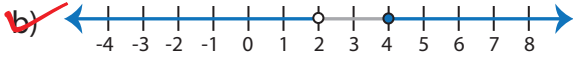


Identifying Graphs

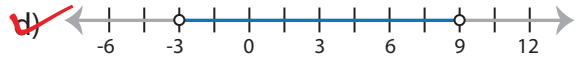
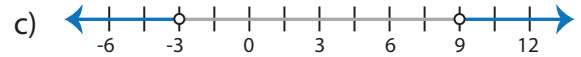
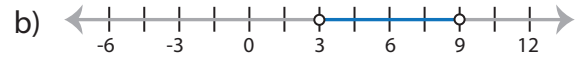
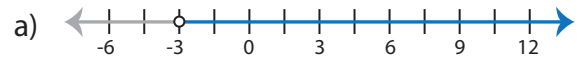
One-step: S1

Choose the correct graph that best describes the solution for each inequality.

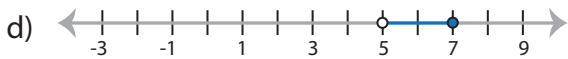
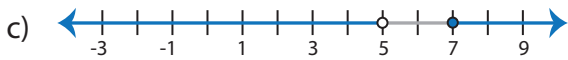
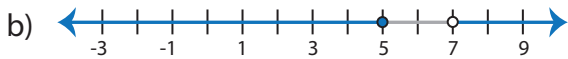
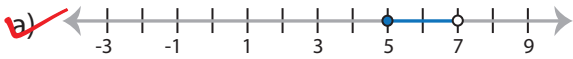
1) $5x \geq 20$ or $x + 14 < 16$



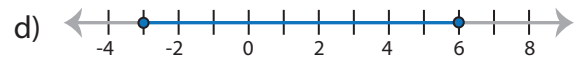
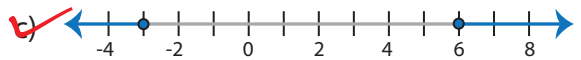
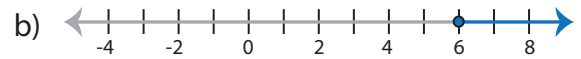
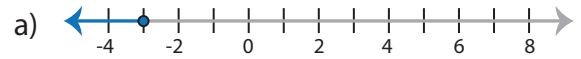
2) $x + 5 > 2$ and $x - 2 < 7$



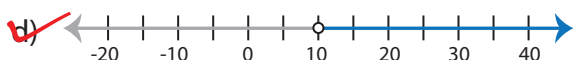
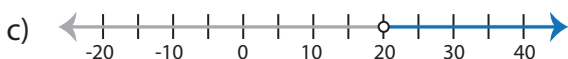
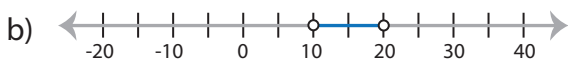
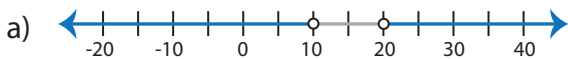
3) $45 \leq 9x < 63$



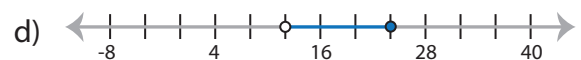
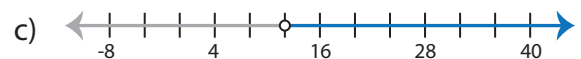
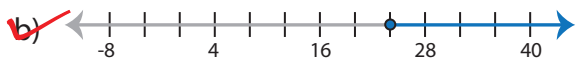
4) $2x \geq 12$ or $4x \leq -12$



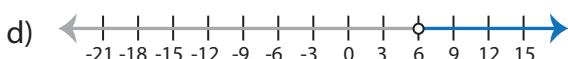
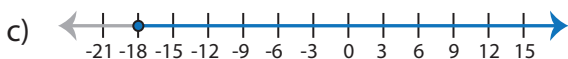
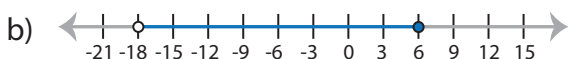
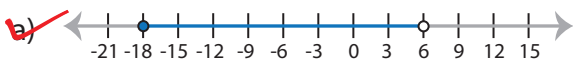
5) $\frac{x}{5} > 4$ or $2x > 20$



6) $5 + x \geq 29$ and $3x > 36$



7) $-5 \leq x + 13 < 19$



8) $\frac{x}{3} > -5$ or $\frac{x}{2} > 3$

