



METHODOLOGY – HOW TO RECAP

LAST TIME’S ACTIVITIES 4eme & 3eme

It is essential to know how to recap what you worked on today. Keep in mind that you have to explain the activities you did and be able to express a personal point of view on the document studied.

1 – Give basic information about the document you worked on today

First / To begin with / Firstly the document is ...

WATCHED	READ	LISTENED TO
an ad/advert/advertisement	a press article	a song (by)...
an scene from a film (GB) A movie (US)	a blog article	an interview...
a film trailer	an extract from a novel	an audio documentary...
an extract from a documentary	a poem	a news report...
an extract from a cartoon	a comic strip	a podcast
a PowerPoint presentation	a biography / autobiography	a radio program

2 – Tell what the document was about

Secondly / Then / And

It is **about** ...

It **deals with**...

It **concerns**...





It **tackles** (the theme of)...

It **raises the** question/**issue** of...

Example: The document is about traditions in American schools

3 – Add precisions on / Be more specific about / Get into the details of the document

So / To be more precise / More precisely / As a matter of fact / Indeed

PEOPLE 	PLACE 	TIME 	ACTIONS 
There is + sing There are + plu We can hear / see [number] people in the document	It is in a ... The scene takes place in ... The video is in... The people are ...	It was in 1992 It happens in the present / past / future	Play / speak = talk / write / listen / fight / kill / walk / run / promote / collect money etc..

4 – Express a personal point of view or the document's point of view

Finally / to conclude / eventually



<i>Expressing someone else's opinion / the goal of the document</i>	<i>Give your opinion, expression your agreement or disagreement</i>
<p>The goal of the document is to: inform, to criticize, to shock, to show, to move, to prove, to advertise, to attract attention, to provoke</p> <p>[person] thinks that ... In her / his opinion...</p> <p>She / he agrees that She / he disagree that</p>	<p>From my point of view, (I think that)...</p> <p>In my opinion, ...</p> <p>For my part,</p> <p>Personally, ...</p> <p>As far as I'm concerned, (I strongly disagree with)...</p> <p>I (firmly) believe that...</p>

