

Clasa: a II-a

Conținut: Vocabular– Body parts- părțile corpului

Autor : Holzli Iulia - Liceul Teoretic German Johann Ettinger



hand- mână

leg - picior

ear - ureche

arm - braț

nose - nas

eyes - ochi

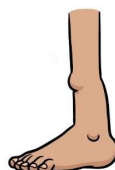
Practice
makes
perfect

Find the hidden words. (Extra: Name four more body parts that you can find.)

O	V	X	E	Y	E	S	R	Z	V
J	U	X	T	W	K	V	H	G	W
L	E	W	F	O	O	T	D	N	M
S	Z	E	Y	E	H	F	B	O	X
H	H	E	H	A	N	D	J	S	L
U	H	P	P	R	V	Y	Y	E	M
M	E	D	C	C	T	X	J	C	B
I	A	R	M	G	B	J	I	G	O
T	D	M	M	O	U	T	H	I	D
J	E	G	O	L	E	G	E	D	Y



hand



leg



ear



arm



nose



eyes



O	V	X	E	Y	E	S	R	Z	V
J	U	X	T	W	K	V	H	G	W
L	E	W	F	O	O	T	D	N	M
S	Z	E	Y	E	H	F	B	O	X
H	H	E	H	A	N	D	J	S	L
U	H	P	P	R	V	Y	Y	E	M
M	E	D	C	C	T	X	J	C	B
I	A	R	M	G	B	J	I	G	O
T	D	M	M	O	U	T	H	I	D
J	E	G	O	L	E	G	E	D	Y

Extra: mouth, body, head, foot

Clasa: a II-a

Conținut: Exprimarea abilității cu verbul modal CAN (a putea)

Autor : Bercea Alexandra – Lic. Tehn. Anghel Saligny, Turț



Say what you can and can't do:

Examples: I can dance. (Eu pot să dansez.) I can't play football (Nu pot să joc fotbal.)



1. DANCE



2. RIDE A BIKE



SING




4. DRAW



5. PLAY FOOTBALL

Practica
makes
perfect

I. Choose the correct answer:



1. George can ... a) play football b) draw



2. Mary can ... a) dance b) sing



3. Tom can a) play football b) ride a bike



4. Mark can ... a) sing b) draw



5. Tim can ... a) play football b) dance

II. Write the missing letter:

- | | |
|--------------------|----------------------|
| 1. d...nce | ride a bike |
| 2. sin.... | draw |
| 3. pl...y football | play football |
| 4. ...raw | dance |
| 5. r...de a bik... | sing |

III. Answer the questions with: + YES, I CAN. / - NO, I CAN'T.

Examples: Can you play football? Yes, I can.

Can you play the piano? No, I can't.

1. Can you dance?
2. Can you draw?
3. Can you sing?
4. Can you ride a bike?



Ex. I. 1. draw 2. dance 3. ride a bike 4. sing 5. play football

Ex. II 1. dance 2. sing 3. play football 4. draw 5. ride a bike

Ex. III. 1, 2, 3, 4 - Yes I can. / No, I can't.



(în funcție de ce poate sau nu poate să facă fiecare)

Clasa a II-a

Conținut: Vocabular, My house-Casa mea





Autor: Bathory Kinga, Școala Gimnazială Turulung

Listen, repeat then point to the rooms you hear!

 <p>1 KITCHEN- BUCĂTĂRIE 2 LIVING ROOM- SUFRAGERIE 3 BED ROOM -DORMITOR 4 BATHROOM -BAIE</p>	
---	--

Practice makes perfect

2 Look, read and underline the right answer!

 <p>shutterstock.com • 1050931736</p> <p>A</p> <p><u>kitchen</u>/bed room</p>	 <p>B</p> <p>living room/<u>bath room</u></p>
 <p>C</p> <p>kitchen/<u>living room</u></p>	 <p>D</p> <p>living room/<u>bedroom</u></p>



EXERCISE 1

A. KITCHEN, B. BATH ROOM, C. LIVING ROOM, D. BEDROOM

Clasa: a II-a

Conținut: Vocabular – Shapes- forme

Autor : Holzli Iulia - Liceul Teoretic German Johann Ettinger



squar - pătrat


triangle - triunghi

rectangle -

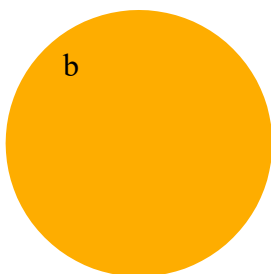
circle - cerc



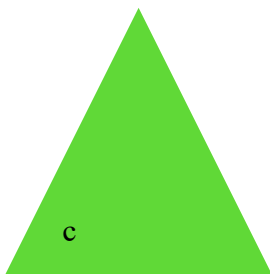
Read and match



1. I am round. I do not have corners. I can roll. I look like the sun.



2. I have four corners. I am smaller than a rectangle. I have four sides.



3. I have four sides. I have four corners. I am bigger than a square.



4. I have three corners. I have three sides. I look like a Christmas tree.



1-b, 2-a, 3-d, 4-c

Clasa: a II-a

Conținut: Vocabular –Family members- Membrii familiei

Autor : Sasz Erika - Școala Gimnazială Oar



Family – familie
Mummy – mama

Sister - sora
Grandma - bunica

Daddy – tata
Brother– frate

Grandpa – bunicul

*Practica
makes
perfect*

1. Read, match and colour:

A. grandpa B. brother C. grandma D. daddy E. sister F. mummy



2. Read and complete the words:

1. S_st_r 2. Da_d_ 3. M_m_y 4. Gr_ndm_ 5. Br_th_r
6. G_and_a



Exercise 1

A-2 B-3 C- 6 D- 4 E- 5 F- 1

Exercise 2

1. Sister
2. Daddy
3. Mummy
4. Grandma
5. Brother
6. Grandma