



ESCAPE GAME

ARE YOU READY TO GET BACK TO SCHOOL?

On your marks, GET SET, GO!

INSTRUCTIONS:

WORK AS A TEAM OF 4 to 5 STUDENTS. THERE ARE 6 CHALLENGES TO FIND THE CODE WHICH UNLOCKS THE TREASURE.

1- FIND A NAME FOR YOUR TEAM.

2 - EACH STUDENT MUST BE ASSIGNED AT LEAST ONE MISSION.

TAKE UP EACH CHALLENGE ONE AFTER THE OTHER. YOU MUSTN'T START A CHALLENGE BEFORE YOU HAVE FINISHED THE PREVIOUS ONE. THE TEACHER WILL GIVE YOU ONE PART OF THE SECRET CODE AFTER EACH COMPLETED CHALLENGE.

> IF YOU DON'T KNOW SOME ANSWERS YOU HAVE 6 JOKERS WHICH ALLOW YOU TO HAVE SOME HELP FROM THE TEACHER.

> IF YOU ARE TOO NOISY OR IF YOU DON'T FOLLOW THE INSTRUCTIONS, YOU WILL HAVE A TIME PENALTY DURING WHICH YOU WON'T BE ABLE TO WORK.

THE FIRST TEAM THAT GETS THE COMPLETE SECRET CODE AND UNLOCKS THE COMBINATION WILL WIN THE ESCAPE GAME.

Team members' Missions

> **LEADER:** He / She reads the instructions and decides the group strategy (for example: to take time to find an element or to move on to the next element and come back later on the most difficult ones / to share the tasks of a challenge between the team members or to work together/ to start with what is the easiest/ ...).

> **SECRETARY:** He / She writes on the document and check that all team members agree with the answers.

> **JOKER:** He / She comes to the teacher's desk to ask for help when the team members are stuck*. He / she also completes the document below with the secret code. * unable to understand or find an answer.

> **SPOKESPERSON:** He / She comes to the teacher's desk when the team has completed one challenge to check the results and get a part of the secret code. He / She tells the elements of the secret code to the Joker Person.

> **PEACE MAKER:** He / She is in charge of the good relationships between the team members and makes sure that there is not too much noise. He / She asks his / her teammates to remain calm and focused on the task.

TEAM #

TEAM NAME:

MEMBERS: > LEADER:

> SECRETARY:


> JOKER:

> SPOKESPERSON:

> PEACE MAKER:

SECRET CODE:

1	2	3	4	5	6
<input type="text"/>	<input type="text"/>	<input type="text"/>	<input type="text"/>	<input type="text"/>	<input type="text"/>





CHALLENGE 1: Chit Chat DOMINOES



At the beginning of each lesson, we will always ask the same questions in order to check if everything is ok for everybody. Sometimes it will be done by the teacher and sometimes, it will be his/her assistant.

Instructions: In the grid below, write the numbers of the dominoes in the order corresponding to the normal way questions and answers could be said in a logical discussion.

10 dominoes scattered on the page, each with a number and two halves of text. The text is often upside down or rotated.

- 1: We had a Maths test this morning and there is a new pupil. / What did we do in the last lesson?
- 2: Who is absent? / Today is Friday, September 3rd 2021
- 3: Good morning Class! / How are you today?
- 4: Have you got your books? / We had to learn some vocabulary.
- 5: We watched a video and made a summary. / What was the homework?
- 6: I'm overjoyed because it's Friday! / What's the date today?
- 7: It's 2.35. / What's the weather like?
- 8: Well, perfectly! Let's start the lesson! / Yes, I have everything to work to.
- 9: Nobody is missing today. / What time is it?
- 10: What's new? / It's warm and sunny.

ANSWERS	1	2	3	4	5	6	7	8	9	10
Copy in this grid the numbers of the dominoes in the order of a logical discussion.

Mission accomplished Secret code:



CHALLENGE 2: What are called your school supplies?

You must speak only in English in class so it's really important for you to know the names of all the school supplies you can need.

Instructions:

Match each picture with the name of the object(s) it represents by reporting its number next to the English name in the grid below.



A Backpack / Schoolbag	...
Ball pens	...
Binders	...
A Chair and a Desk	...
A Clock	...
Coloured felt pens	...
Corrector / Tippex (UK)	...
An Ink pen and cartridges	...
A Glue stick and Scotch tape	...
Highlighters	...
A Homework diary / a School diary or a Planner	...
A Map	...

Notebooks	...
Paper clips	...
A Pencil and a Pencil sharpener	...
A Pencil case	...
A Rubber (UK) / An Eraser (US)	...
A Ruler	...
A Schedule / Timetable	...
A School journal / Contact Book	...
A pair of scissors	...
A Stapler and staples	...
A Textbook	...
A White board and Markers	...

Mission accomplished

Secret code:

--	--



CHALLENGE 3: What do you say when you're in trouble?

You must speak only in English so it's really important for you to know what to say when you're in trouble.

Instructions:

Step 1: Match each picture with the corresponding comment in grid 1 by writing the picture number.

Step 2: Find the English translation of each French word or phrase from grid 2 and write it. It must be words or phrases from the comments in the 1st grid.



Grid 1

Comments	Pictures
"I've forgotten my English textbook. I can't find it in my school bag. Can I share with somebody?"	...
"Excuse me, I can't see the board. Could you step aside, please?"	...
"I can't hear a thing. Could you speak up, please?"	...
"Oh no! ... and I've lost my ink eraser. Can you lend me yours, please?"	...
"I've left my pencil case at home in my bedroom. Can anybody lend me a pen, please?"	...
"I've left my workbook in my locker. Can I go and get it, please?"	...
"I have a runny nose. I need a tissue. Has anybody got one?"	...
"I didn't get it. Could you play the recording again, please?"	...
"I don't know that word. What does it mean?"	...
"I haven't finished my exercise yet. I need more time. May I have five more minutes, please?"	...
"It's too bright in here. I can't see what's written on the board. Can we pull down the blinds, please?"	...
"I can't see what's written on the board. It's too dark. Could we switch on the light, please?"	...
"I apologize for being late. I missed the bus."	...
"I don't understand the instructions of the exercise. Can you explain again what we have to do, please?"	...
"I don't feel well. Can I go to the toilets, please?"	...

Grid 2

French Translations	English Translations
Allumer les lumières	...
Avoir besoin de	...
Baisser / Tirer	...
S'écarter / Se décaler	...
Entendre	...
Parler plus fort	...
Prêter	...
S'excuser	...
Signifier / vouloir dire	...
Un mouchoir	...
Un casier	...

Mission accomplished Secret code:


--	--



CHALLENGE 4: Teacher's instructions!

You must understand what the teacher asks you to be able to follow the instructions.

Instructions: Match each picture with the corresponding instructions.



Teacher's instructions	Pictures
"Sit down!"	...
"Stand up!"	...
"Take out your books!"	...
"Put away your books!"	...
"Take your pencils!"	...
"Write the lesson in your notebooks!"	...
"Open your textbooks!"	...
"Close your textbooks!"	...
"Be quiet!"	...
"Switch off your mobile phone!"	...
"Listen to your classmates!"	...
"Raise your hand if you want to speak!"	...
"Work in pairs!"	...
"Write on the board!"	...
"Look at the board!"	...
"Clean the board!"	...
"Switch on the light!"	...
"Open the windows!"	...
"Raise the blinds!"	...
"Lower the blinds!"	...
"Throw your chewing gum into the bin!"	...
"Don't Cheat"	...
"If you don't know a word, ask: What is the English for....?"	...
Don't chat in class!	...

Mission accomplished Secret code:




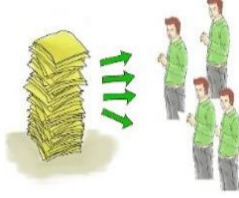







CHALLENGE 5: Important instructions!


You must understand what you have to do in the exercises in order to follow the instructions.

Instructions:

Write in the boxes the words corresponding to the pictures or French words using the word boxes below.

				
<input type="text"/>	<input type="text"/>	<input type="text"/>	<input type="text"/>	<input type="text"/>

			
<input type="text"/>	<input type="text"/>	<input type="text"/>	<input type="text"/>








	- fort	+ fort
<input type="text"/>	<input type="text"/>	<input type="text"/>
	- vite	+ vite
	<input type="text"/>	<input type="text"/>

- Les consignes
- Une erreur
- Un mot
- Une phrase
- Une expression

WORD BOX 1

- HEAR - MORE SOFTLY - A MISTAKE - GIVE - SPEAK - HELP - HAND OUT - A PHRASE - FASTER - ANSWER - LEARN BY HEART -
 - A WORD - TAKE - MORE SLOWLY - A SENTENCE - LOOK AT - LOUDER - HAND IN - THE INSTRUCTIONS - ASK -

						
<input type="text"/>	<input type="text"/>	<input type="text"/>	<input type="text"/>	<input type="text"/>	<input type="text"/>	<input type="text"/>

						
<input type="text"/>	<input type="text"/>	<input type="text"/>	<input type="text"/>	<input type="text"/>	<input type="text"/>	<input type="text"/>

VERB BOX 2

- CIRCLE - CROSS OUT - FILL IN - FIND - HIGHLIGHT -
 - LISTEN TO - MATCH - PRONOUNCE - READ - REPEAT -
 - SPELL - TICK - UNDERLINE - WRITE -

Mission accomplished Secret code:



CHALLENGE 6: What are the class rules?





When you work in a group, it's compulsory to follow a few rules to stay organised and avoid a mess.


Instructions:


Step 1: Match the modal verb with the circumstance in which you use it.


Step 2: Complete each rule in the box with a modal verb to create


logical classroom rules:


 Interdiction	•	• MAY
 Authorisation	•	• SHOULD
 Advice	•	• MUST
 Obligation	•	• MUSTN'T


 You make mistakes if you try to correct them.


 Everyone be on time for the English class!


 You help your classmates when you can.


 You bully your classmates.


 You speak aloud if the teacher asks you to be quiet.


 You always speak English during the lessons.


 The students chat in a soft voice during group work.


 Every student stand up when an adult enters the classroom.


 The students throw papers on the floor.


 The students ask for help when they don't understand.


 You be stressed out in class because the teacher is kind.

 You stay quiet and listen when the teacher is speaking.

 Every student always try to do the exercises.

 You raise you hand and ask the teacher to repeat when you don't understand.

 The students cheat during a test. If they do, they will be punished.

 If you feel bad in class you ask to go to the nurse's office.

Mission accomplished Secret code: